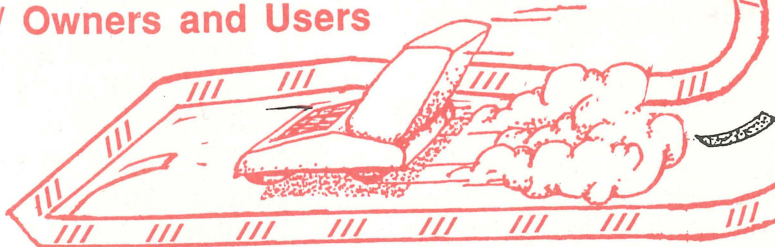


ON THREE TRACKS

The Brochure for Apple /// Owners and Users



Rec'd 5-18-87

WHO IS...

ON THREE?

A LOOK INSIDE...

Page 2 - Wedding Bells?

Page 3 - Who is ON THREE?

Page 5 - Using System Utilities

Page 8 - ON THREE price list

Page 14 - Telecommunications

JUNE IS THE MONTH FOR WEDDINGS!

**A Proclamation of Great Importance....
Hear Ye...Hear Ye...**

THE PERFECT MARRIAGE! TOGETHER FOR THE FIRST TIME

DRAW ON /// and The Graphics Manager.* What a combination! With this package you can draw anything you want on your Apple /// or /// plus and then print it out on almost any printer in the world! DRAW ON /// is the incredible graphics program that allows you to draw detailed pictures, spice up graphs, create bar, pie or scatter charts, lay out floor plans and draw in all shapes and sizes. Add colors, fill in areas with a textured pattern and even add text in a variety of fonts and sizes directly to your image. Cut and paste facilities allow you to pick up a piece of your drawing and move it to a new location. The Graphics Manager allows you to take your pictures from DRAW ON ///, Business Graphics, Graph 'n' Calc and even the Apple II's Printshop program and print them out to a number of color or black and white printers. You can take your whole picture or any portion of it, and then shrink it, enlarge it, invert it, stretch it, rotate it or compress it. Both of these programs can be used with a joystick, mouse or cursor keys. With these two programs working together for you, your only boundary is your imagination!

DRAW ON /// regularly sells for \$179.00. The Graphics Manager sells at \$49.95, for a total of \$228.95. During our limited summer sale you can purchase both of these best selling programs for less than the cost of the DRAW ON /// alone. But hurry! This is a limited offer. If you already own DRAW ON /// we will take \$10.00 off the price of The Graphics Manager! Just give us your DRAW ON /// serial number.

**SPECIAL Combination SALE PRICE ONLY
\$159.00 SAVE \$69.95**

*Requires 256K or greater. May be installed under Selector /// or Catalyst. Combination add \$8 for shipping. For the Graphics Manager only add \$3 for shipping.

THE BIG ENGAGEMENT! THE ANNOUNCEMENT YOU'VE BEEN WAITING FOR...

GET READY for the big engagement! The Apple /// and Apple // systems are about to wed! The only thing they need is an engagement ring to tie the knot.


It's here at last and can be purchased from **ON THREE, INC.** The **Titan /// plus //e** interface card is the ring for the great marriage.

Now you can emulate the Apple //e up to 128K on an Apple ///. Just install the interface boards in slots two and three of your Apple /// and the system is ready. It includes emulation software which supports an 80 column display, the ///'s built-in serial port and a ProFile hard disk. Also, you can access the /// clock and calendar by installing ProDos.

The interface works with color or black and white monitors. The best part of the union is the Apple /// works as usual.

Now you can enjoy programs for the Apple ///+, //e and //c while sitting behind your trusty old ///. **ALL YOURS** for only **\$199.00 plus \$6.00 s/h.**

Take advantage of these **FANTASTIC** savings which are only good through **June 30!** Call our toll-free order line at **1-800-443-8877** or **1-800-331-1418** in California or fill out the order form on page 9.



A UNION MADE IN HEAVEN! Pascal and Fortran United

Take advantage of this great offer! Get Pascal version 1.2 and Apple /// Fortran together for one low price. These two go together like a horse and carriage or love and marriage! But we'll bet this is something that Dad never told Mother! Pascal is the USCD standard Pascal with all the facilities for compiling Pascal programs that you write or get, assembling code, or running programs written for the language. It includes file selection, a definite plus over the 1.1 version of the language. Fortran is a subset of the popular ANSI 77 standard that all of the big computers use. It allows you to compile and run all of the Fortran programs that you write. Our Fortran comes in an attractive, easy to use three ring binder. Both will be a handsome and helpful addition to your library of programs. Save hundreds of dollars over the *original* price of these two programs. We sell these programs separately for **\$99.00 EACH**. While our supply lasts and for the duration of this sale you may purchase this very special **Fortran/Pascal combination** for the **incredibly low price of only:**

\$99.00 SAVE \$99.00

*Requires 256K minimum. Add \$10 s/h.



Who is ON THREE?

Dear Readers:

You are probably wondering, if you don't already know, who ON THREE is and why you are receiving this brochure. We are a company designed to help Apple /// users and owners through our new line of products for the Apple /// users today. We want to provide them with the most updated, powerful software available for their computers.

As you may know, the /// is quite an outstanding computer. It is people like you and I who still enjoy the /// that keep the great /// spirit alive. Since we love it so much and don't want to try a new system, we improve upon the old one. Remember the original Apple /// computer had a mere 96K memory? Today, ON THREE, INC. is equipping Apple /// users with 512K memory upgrades which can be purchased for as low as \$289.00, after rebate. It is this type of progress we want to strive for in our future projects.

In this brochure, I hope you will find all the necessities for your Apple ///. Some of the latest programs will be more advanced than you had ever imagined for the ///. Sometimes, too, it is good to know what exactly the consumers are looking for. We are in the business to make you happy, so if you have an idea, just call us or write. We'll be glad to hear from you.

In the next few minutes of reading, you will view some of the finest articles written on the ///, which have been published in our fine monthly magazine, *ON THREE*. Every month, ON THREE, INC. publishes a 32 page magazine, designed for Apple/// owners and users. Imagine a 32-page magazine filled with articles reviewing the latest programs, tidbits, letters, etc.

You will also find important information exclusively about ON THREE products. In closing, ON THREE, INC. hopes this publication will be informative and fun for you to browse through. Take your time reading and have fun!

Sincerely,
Paula Sheppard
ON THREE editor

Subscribe to *ON THREE*
magazine today!

In the U.S.: \$40 for 12 issues.
First Class service, \$12 additional.
Foreign subscription information:
Canada, Mexico, APO, FPO: \$20
additional, \$60 total.
S. America, Europe: \$24 additional, \$64
total.
Pac. Islands, Asia, Australia, Mid-East:
\$29 additional, \$69 total.
Back issues:
Available for \$5 each. Please indicate
issues desired.
Postage for ON THREE products:
U.S.: listed on enclosed product price
sheet.
Canada and Mexico: double listed U.S.
price.
Outside North America: four times
the listed U.S. price.

ON THREE Presents...

LAZARUS /// **\$49.95**
File Recovery System **plus \$2 s/h**

- *A wrong keystroke can lose hours of work*
- *The correct keystroke with Lazarus /// can undelete those lost files. Need we say more?*
- *Not copy-protected—Installs easily on Selector ///, Catalyst*

ON THREE Presents...

The Lowest Price Ever On The 512K Memory Upgrade

Now Specially Priced
At Only **\$289***

The 512K Memory Upgrade from *ON THREE* has been the *///*'s best selling add-on hardware item for the last two years. And now it's even better. With the lowest price ever and a full six month warranty, *now* is the time to order your 512K Memory Upgrade.

Have you ever run out of memory in *///* E-Z Pieces? Do your VisiCalc programs yearn for more memory? Have you ever had stack overflow problems with certain large programs? Do you want to use the new accessories to the Desktop Manager but can't spare the 32K of memory those utilities require?

Worry no more, because with a 512K-equipped Apple *///*, all of your problems are over. Enjoy a full 414K of desktop space in *///* E-Z Pieces, 442K in Advanced Visicalc, 455K in Visicalc, 456K in Apple Writer *///*, 456K in Business Basic—the list goes on. Almost all** programs running under the Apple *///* SOS work with the 512K Memory Upgrade.

Do you use Catalyst or Selector *///*? Have you ever had problems running large programs such as State Of The Art Accounting, BPI, Omnis 3, Keystroke and Draw ON *///*? These programs use all available memory in a 256K Apple *///*. Since Catalyst and Selector each occupy some memory

as well, certain large programs will not work on a 256K Apple *///*.

A 512K Apple *///* has enough memory and room to run the largest programs available today with some to spare. You can create larger spread sheets, data bases and word processing documents. Your 512K Apple *///* will be able to do things few other personal computers can.

Included free with the 512K Memory Upgrade is an ultra-fast RAMDisk. This is an optional enhancement to the 512K Memory Upgrade which allows you to use a portion of your *///*'s memory as a fast RAMDisk drive. One noticeable benefit is faster program utilization, but there are many more.

The 512K Memory Upgrade is easy to install and even easier to use. It is a *replacement* memory board and, therefore, doesn't need a precious expansion slot. Hidden inside your Apple *///* is a 128K or 256K memory board. Simply take out the old board and put in the new one.

Using state-of-the-art 256K memory chips, the 512K Memory Upgrade is the single most exciting add-on produced for the *///* in a long, long time. Even though we have many 512K Memory Upgrades in stock, at this unbelievably low price, we're expecting temporary shortages. Order yours today.

LOOK!

The 512K Memory Upgrade includes:

- Complete 24-page instruction manual.
- Ultra-fast RAMDisk Drive with demonstration programs.
- The 512K Upgrade disk which automatically adjusts your disks to utilize the 512K of memory and contains the updated version (1.2) of the System Utilities program permitting larger SOS.DRIVER files.
- The 512K Confidence Memory Program which tests all memory and ensures your 512K Memory Board is working correctly.
- *ON THREE*'s new and improved 180 day (six month) warranty.
- And of course, an Apple *///* 512K memory board with state-of-the-art, 256K memory chips.

Place your order today for the exciting, low-priced 512K Memory Upgrade.

Call toll-free: (800) 443-8877

California residents: (800) 331-1418

* The purchase price is \$324 plus \$10 shipping and handling. After installing the *ON THREE* 512K Memory Upgrade, return your old 256K memory board for a \$25 cash rebate or a \$35 software credit.

If you have a 128K Apple *///*, the cost is \$324 plus \$10 shipping and handling with no rebate. If you order a 512K upgrade for your 128K machine, please ask for the free 128K to 512K instructions. We recommend that a 128K to 512K upgrade be done by *ON THREE* or a registered Apple Dealer.

ON THREE will install any memory upgrade for just \$50. We offer a one day turnaround on 128K or 256K to 512K upgrades. Call for more information.

** The regular Word Juggler program works with the 512K Memory Upgrade but does not offer additional lines for your documents. An upgraded version is available which allows twice as many lines in your documents. To obtain it, please send a disk with return postage to *ON THREE*. However, there is one known problem with the updated Word Juggler package. It does not work with the LexiCheck spell checker option. To check the spelling of a very large Word Juggler document, you must divide it into two smaller sections.

** The program Multiplan from Microsoft does not recognize the 512K Memory Upgrade.

Using System Utilities

Kevin E. FitzMaurice

It's surprising how many people believe the Apple /// and its Sophisticated Operating System (SOS) are beyond comprehension. It's even more surprising because the pathname and other SOS concepts are also used by other machines which are allegedly easier to use. Sure, if you want to do advanced programming on the Apple ///, then you must talk to SOS in both Pascal and Assembly. But that bewildering trip isn't necessary because Apple provided a diskette called Utilities with every Apple ///.

The Utilities diskette contains all the functions needed to successfully operate your Apple ///. SOS Utilities is the set of tools you need to work with disks and files and to add or change hardware. You need no understanding of programming to use these utilities. There are no cryptic commands to learn as with other systems. Instead, you only need to be able to read and spell at an acceptable level.

Hello, SOS?

First put the Utilities disk in the built-in system disk drive and either turn on your machine, which will cause an automatic cold boot of the disk (reading the disk into memory and executing it without anything else being there), or press **CONTROL-RESET**, which will also cold boot the disk. Once booted, SOS is awake and ready to talk to you in the form of menus and simple prompts (suggestions). You will see the main menu on your screen. There are only four options for you to choose, and one of these is for quitting or ending your activity. To quit without using this command, simply remove the disk, insert a new one and press **CONTROL-RESET**.

Since you've just begun, you don't want to quit yet. But now that quitting has been covered, remaining are only three other types of work SOS can do for you: work on your devices (diskettes for the most part); work on files (hard disk files or floppy disk files); and work on SOS's drivers (peripheral interfacing).

Working With Devices

Device handling commands are the top menu choice. To see what these are, either type D or move the cursor with the up and down arrow keys until it is on the D

and press either **RETURN** or **ENTER**. Doing this presents another menu, but with six choices now.

The first menu choice, "Copy one volume onto another," lets you use SOS to copy the contents of an entire diskette onto another diskette. To do this, either type C (for copy) or move the cursor over that line and press **RETURN** or **ENTER**. You are now looking at another screen which prompts you for the name of the disk you want to copy. SOS has already supplied a name for you. You will find that SOS always guesses what names you will enter so you don't have to type them in. In this case SOS has guessed .D2. SOS assumes the disk you want to copy is in disk drive number two (first external drive), which is the most likely place for it. But, you say, SOS listed no name for the diskette (volume name). That is because SOS needs either the name or the drive number, not both. Although you could supply the name, it is easier to remember and type either .D1 or .D2 than the diskette's volume name. If you have the disk in a different drive, then move the cursor with the left arrow key over the 2 and enter the correct number.

Next, SOS asks you the name of the drive with the diskette receiving the copy. SOS suggests .D1, and if that is the case, press **RETURN** or **ENTER**. Finally, SOS asks you what name you want the copy to have. If you want it to have the same name as the one you are copying, hit **RETURN** again. Being the inquisitive system that it is, SOS asks yet another question. (When will it be able to read minds?) This time it asks whether you're sure you want to make the copy to that disk and thereby overwrite all data on it. SOS doesn't know it contains an old mess you would be delighted to get rid of, so tell it to proceed by pressing Y (for yes). You can make copies using only the built-in disk drive, but this is cumbersome and involves constantly shuffling diskettes. Although it's awkward, it can be done, because SOS keeps track of which diskette is which.

The other options from the Device Handling Commands Menu are even simpler to use and work very much the same way. Press **ESCAPE** once to return to that menu.

You can rename a floppy disk with a more appropriate name using the second, "Rename a volume," option. Simply insert the disk's original name or drive number when prompted and then the new name. SOS does the rest. Those new diskettes you just bought can be set up to work with SOS by using the "Format a volume" option. SOS provides names for your new disks to quicken the formatting process by using the word BLANK followed by two digits. If you are having trouble loading, running or saving data, make sure it is not the fault of bad blocks (groups of 512 bytes each) on the disk. Check for errors with the "Verify a volume" option.

You can produce a listing of the devices (drivers) you have available on any diskette with the "List devices configured" option. You can also set the date and time, which you really should have done immediately after booting the utilities. SOS uses the last date and time it had in memory to mark your files if you don't enter a new one.

Perhaps while in the midst of executing one of the above options you decide you don't want to do it. All you need do is press **ESCAPE** (the panic button) until SOS returns you to the menu you want. Let's panic and go back to the main menu (hit **ESCAPE** twice).

Pathnames

Pathnames help you find your file in the hierarchical file structure of SOS. Do you remember the format of a simple outline? Have you used a filing system in which main files are further categorized into single subjects? Can you use the card catalog of your local library? If you answered yes to any of these questions, then you already know more than enough to successfully use the hierarchical filing system of SOS. The path through directory levels which SOS must follow to reach a file is that file's complete pathname. The number of directory levels is up to you, within limits.

File pathnames start with either a device or volume name. For example, .PROFILE is the device name for the Profile hard disk drive. To access any file on the Profile you must begin the pathname with the file's device name, .PROFILE, or its directory (volume) name, /PROFILE. All device names begin with a period so SOS will know it is dealing with a device, not an actual file.

SOS must also know where the first name in the path ends and another begins. To accomplish this, you must use delimiters. Delimiters are single characters which SOS knows are never allowed to be part of a file name. These characters are therefore called name separators or delimiters. Other delimiters could have

been used, but Apple chose the backward slash (/) as the delimiter for SOS. Now we have .PROFILE/ as the device. It could also be /PROFILE/ if you're using the volume name, or .D2/ if you're using a floppy disk drive.

What follows next may be the name of the file you want. Simply enter it and you have reached the end of your path. But, the next item could also be a subdirectory name. A directory or subdirectory is not a file, but rather a general name for groups of files. Directories and subdirectories can be listed or cataloged to show the individual files they contain. Files cannot be as they are divided no further.

Let's assume you have a subdirectory for your letters. Type in the device name containing the subdirectory, .PROFILE/, followed by the subdirectory name, .PROFILE/LETTERS/, and then add the name of the specific letter you want, .PROFILE/LETTERS/SMITH. This locates the file SMITH in subdirectory LETTERS on the Profile. You summon files using pathnames like this regularly with Apple Writer /// by first pressing **CONTROL-L** to load your file to the computer screen.

Working with Files

The second area of the Utilities package deals with all kinds of files. Choose Option F, "File handling commands," from the main menu. Here you have seven options for handling files. Beginning at the top again, choose the L option, "List files." SOS now asks what directory you want listed. I use this frequently to see what files are on my Profile. So, why not type .PROFILE over SOS's suggestion. Press **RETURN**.

You are now asked if you want ALL directory levels. If you want the main directory and only some subdirectory levels listed, type the number of subdirectory levels you want over the default ALL. Next you may choose the device to which the listing will be sent. Here the default is .CONSOLE, meaning the listing will appear on your screen. I usually type over this prompt, entering the printer device or .PRINTER. This produces a hard copy (provided my printer is on) so I can easily reference of all the files on my Profile. Should you make a mistake while typing a device or pathname, correct it by moving the cursor back over the word with the left arrow key and retyping it. Extra spaces after the word will not cause problems. Pressing **ESCAPE** here returns you to the primary File Handling Commands Menu.

The next File Menu choice is C or "Copy files." Use this to transfer files from disk to disk or even to a different subdirectory on the same disk. The "Copy

files" option can also be used to send any SOS file to the printer by merely naming the destination file as .PRINTER. The File Menu also gives the simple options necessary to delete and rename files. Just press D for "Delete files" or R for "Rename files."

A very important option is the M or "Make a new subdirectory" option. Use this to create subdirectories (subordinate to the main directory) on your disk whether it is a Profile or a floppy. If you have Version 1.2 of the System Utilities program, list the device name and then the name you'd like the subdirectory to have. In all other versions, SOS presents a default suggestion. This time it says to leave room for 25 files under your new subdirectory. You can change that by typing the number of files you think you will eventually need over it. A main directory may contain only 51 files, which may be all subdirectories, all files or a bit of each. Subdirectories may have both files and subdirectories under them as well. This allows a true hierarchical file structure to be developed using SOS. Files, of course, can only have actual data under them.

Why bother with subdirectories? First, 51 files seem like a lot on a diskette, but on a Profile the number seems minute. If you create 51 small main files, SOS will not let you create another and you will be left with a vast amount of unusable memory on your Profile. Hence the need for subdirectories. With only one main file you can have 51 subdirectories, and each of *those* can have an almost limitless number of subdirectories. You conceivably could never need another main file.

Subdirectories look like main directories but are listed under them. Therefore, the directory name must appear before the subdirectory name in the pathname to gain access to the subdirectory and the files or subdirectories under it.


Another reason for using subdirectories is that most software allows you to set a prefix pathname to load or save files. The prefix may be the device name alone or a pathname including the device as well as subdirectory names. Either way, it saves you some typing. Finally, the file names are clearer and more easily defined when made part of an orderly grouping of directories and subdirectories rather than being scattered throughout your disks.

Option W is a safety feature, "set Write protection." Using this you may protect crucial files on a disk which is not write protected while leaving others open to change. Remember, files write protected this way cannot be copied until the write protection status has been changed.

The File Menu's final feature is the P or "set Prefix" option. This is a convenience feature, saving you time and avoiding tedious and repetitious typing. The prefix is the first part of a pathname. Once the prefix has been set, SOS will supply that prefix each time it prompts you for a file name. You may supply a different one at any time and SOS won't object. Most of these operations on files are available from Apple Writer ///, Business BASIC and Pascal as well. In fact, instead of using the Pascal Filer, you may use the SOS Utilities with its superior features from Pascal instead. Simply copy the SYSTEM.START-UP file from the utilities disk to the Profile and rename it SYSTEM.FILER as you do so.

Rules to Remember

While using System Utilities, you will most often use the device name .D1. Device names must always begin with a period followed by a letter, then any combination of letters and numbers up to a total of 15 characters. Volume names are always preceded by a backward slash (/) and must also begin with a letter. They may then contain letters, numbers and periods in any combination but may not exceed a total of 15 characters. Local names (the names of specific files) and subdirectory names both follow the same rules as Volume names. Pathnames are limited to a total of 128 characters so don't use long file names. These rules are quite logical and should pose no problems.

The System Configuration Program is the third option in the Main Menu and will be examined in a future issue. It is a powerful tool and deserves an article of its own. 

DISK OF THE MONTH

No need to spend your precious hours typing in long and complex program listings!

Complete BASIC programs, assembler source and object files from each issue of ON THREE.

\$14.95 each plus \$2 s/h
two for \$12.50 each plus \$4 s/h

Topics for D.O.Ms include: 1) Extra Disk Space Plus! 2) Changing Printer Characters 3) Redefining a Keyboard 4) Emulation Patch 5) Access Draw ON 6) BASIC Lister Plus! 7) Heap Good Stuff 8) Directory Sorting 9) Music, Music, Music 10) Editing Character Sets..

Please specify which disk when ordering!

It's a ONE WAY street for Apple /// Users!

↓ ↓ ↓ ↓ This ON THREE price list is the ONE WAY street! ↓ ↓ ↓ ↓

Product	Price	S/H	Product	Price	S/H
<i>Software</i>					
Apple File ///	\$99.00	\$7.00	Reconditioned 512K Apple ///		
Apple /// Fortran (requires Pascal)	\$99.00	\$5.00	w/monitor ///	\$1148.00	\$50.00
Apple /// Pascal	\$99.00	\$5.00	Titan /// Plus //e	\$199.00	\$7.00
Backup ///, users guide and disk***#	\$50.00	\$3.00	Xebec Sider 10Meg Hard Drive	\$800.00	\$35.00
BPI General Accounting	\$99.00	\$7.00	Xebec Sider 20Meg Hard Drive	\$950.00	\$35.00
Business Basic***	\$99.00	\$3.00	256K Apple /// w/ monitor	\$749.00	\$50.00
Card machine			256K Memory Upgrade, 128 to 256K	\$150.00	\$10.00
(Black Jack game)	\$24.95	\$2.00	512K Memory Upgrade, 256K to 512K		
Fruit machine (Slot machine game)	419.95	\$2.00	(Remit \$324 and \$25 cash or \$35 credit when old board is returned.)	\$324.00	\$10.00
Card machine/			65C802 Chip	\$90.00	\$2.00
Fruit machine combination	\$39.95	\$3.00	<i>Other services and products</i>		
Crossword Scrambler	\$9.95	\$3.00	Device Driver Writers Guide	\$19.00	\$3.00
Desktop Manager	\$129.00	\$6.00	Draw ON /// Printer Update	\$15.00	\$2.00
Communications Manager	\$49.95	\$3.00	Dust Cover for Apple ///	\$11.95	\$2.00
Desktop Manager/ON			Dust Cover as above plus profile	\$12.95	\$2.00
THREE O'clock combination	\$163.95	\$8.00	Grafix Manager Update	\$15.00	\$2.00
Disk Manager* (utilities)	\$44.95	\$3.00	I ♥ My Apple /// T-Shirts		
Graphics Manager**	\$39.95	\$2.00	sm., med., lg., x-lg.		
Macro Manager*	\$44.95	\$3.00	yellow, blue, white, silver	\$11.95	\$3.00
ASCII Conversion Table*	\$9.95	\$3.00	I ♥ My Apple /// Sweatshirts		
Desktop Accessories No. 1	\$39.95	\$2.00	sm., med., lg., x-lg.		
Tool Kit	\$19.95	\$2.00	yellow, blue, white, silver	\$18.95	\$3.00
Disk of the Month (D.O.M.)	\$14.95	\$2.00	I ♥ My Apple /// Caps	\$5.95	\$2.00
Two or more D.O.M.'s	\$12.50 ea	\$4.00	ON THREE back issues	\$5.00 ea	
Draw On ///	\$179.00	\$5.00	ON THREE Magazine Binders	\$9.95	\$3.00
Draw On /// Graphics			ON THREE subscription	\$40.00 per year	
Tablet Version	\$229.00	\$5.00	Resource Guide for the		
Lazarus /// file recovery utility	\$49.95	\$2.00	Apple /// computer***	\$15.00	\$3.00
Mail List Manager***	\$99.00	\$7.00	Service Referral Manual and		
Quick File ///	\$50.00	\$7.00	Schematics for Apple ///****	\$99.00	\$5.00
RAM Diagnostic Disk***			SOS Reference Manual and Exer.		
Specify 128K, 256K or 512K	\$15.00	\$2.00	SOS disk	\$50.00	\$3.00
Sandman** (Arcade game)	\$19.95	\$2.00	"Will Someone Please Tell Me		
Selector /// program			What Apple /// Can Do?*****	\$3.00	\$2.00
switching utility	\$99.00	\$7.00	3M double sided double		
Sider10, 20 mb			density disks for use as A3		
Driver and Documentation only	\$159.00	\$3.00	and A143 (10 count)	\$39.95	\$2.00
/// E-Z Pieces	\$135.00	\$3.50	512K or 256 Upgrade Installation		
Unidisk ///.5 disk and			(by appointment only)	\$50.00	
documentation only	\$50.00	\$3.00	*Background module for Desktop Manager		
Unprotect Driver	\$19.95	\$2.00	**Runs as standalone or Desktop Manager module		
<i>Hardware</i>			***Registered Trademarks of Apple Computer, Inc.		
Apple /// Unidisk ///.5 (800K 3 1/2" disk drive w/interface, driver & documentation)	\$499.00	\$10.00	#Quantity Limited		
Apple //e Mouse and Interface card (Use with Draw ON and Desktop Manager)	\$160.00	\$5.00	To order, call Toll-Free (800) 443-8877, in California (805) 644-3514 or write: ON THREE, Inc. Order Dept., P.O. Box 3825, Ventura, CA 93006.		
Interlace Kits***	\$75.00	\$3.00	Visa, Mastercard, American Express accepted. 3% Surcharge on American Express orders. Items returned without prior authorization subject to 15% restocking charge. California Residents add 6% sales tax.		
MicroSci A3 140K Disk Drive#	\$225.00	\$6.50			
MicroSci A143 560K Disk Drive#	\$325.00	\$6.50			
ON THREE O'Clock	\$39.95	\$3.00			



Warning! This is not a railroad crossing, but a stopping point for success as a /// user!

You can **charge off** to a great collection of /// products today! Just use your Visa, Mastercard or American Express card. You can **check it out** by sending a check or money order. Whatever way you choose, you can't miss a good deal by ordering from **ON THREE, INC.**

ORDER NOW!
ON THREE, Order Dept.
P.O. Box 3825
Ventura, CA 93006

Name _____
 Company _____
 Address _____
 City _____
 State _____ ZIP _____
 Phone (____) ____-____
 Acct. number _____
 Expiration date __-__
 Signature _____
 Date _____

- Check
- Money Order
- AE
- Visa
- Mastercard

There is a 3% surcharge on all American Express orders. Items returned without prior authorization are subject to a 15% restocking charge. California residents should add 6% sales tax.

Fold this form in half and use the other side of the page as a postage-paid envelope for your convenience!

Quantity	Description	Cost each	Total cost	S/H
Sub total				
Grand total				

Order Hotline
1-800-443-8877

In California call:
1-800-331-1418

Macro Manager allows you to define a single keypress as a series of keystrokes you can play back anytime. You can also record over 2,000 keystrokes as you type and invoke them later by pressing one key. One MacroMap™ can hold 50 defined keys, called macros. With Macro Manager, you can create up to 200 different MacroMaps, so you need never type repetitive information again. Let Macro Manager, a Desktop Manager module, do it for you!

\$44.95 plus \$3 s/h.


ON THREE Presents...

Macro Manager

Macro Manager			Keypad Definitions
Solid Apple Definitions			
[A]	[N]	[,]	[0]
[B]	[O] ON THREE	[.]	[1]
[C]	[P]	[/]	[2]
[D] Dear Subscriber,	[Q]	[;] Dear Sir/Madam	[3]
[E]	[R]	[']	[4]
[F]	[S] Sincerely,	[[]	[5]
[G]	[T]	[]]	[6]
[H]	[U]	[\]	[7]
[I]	[V]	[~]	[8]
[J]	[W]	[=]	[9]
[K]	[X]	[^]	[.] March 1987
[L]	[Y]		[_]
[M]	[Z]		[]
⌘? = Help			
MacroMap: Your MacroMap			
Escape to Activate Macros and Exit. Macro Manager written by Rob Turner V1.0			



**NO POSTAGE
NECESSARY
IF MAILED
IN THE
UNITED STATES**



BUSINESS REPLY MAIL
FIRST CLASS PERMIT NO. 90 VENTURA CA

POSTAGE WILL BE PAID BY ADDRESSEE:

ON THREE
P.O. Box 3825
Ventura, California 93006

ON THREE asks you to answer the following questions.

Are you tired of swapping floppies?

Yes No

Do you wish to compute more efficiently?

Do you ever receive "Out of room on volume" messages?

If you answered YES to any of these questions, then you need a hard disk. A mass storage device capable of holding INCREDIBLE amounts of data for your retrieval at a couple of keystrokes. And if you need a hard disk, then you need the best. Try a Xebec Sider 10 Megabyte or Sider][20 Megabyte hard disk from First Class Peripherals and *ON THREE*.

The same dependable disk used by the Apple][can now be used by the Apple ///. You won't believe the speed and efficiency.

Sider hard disks-----Access time = 85 msec

Profile hard disks-----Access time = 180 msec

NOW LOOK at the price:

Sider (10 Megabytes) = \$800.00*

Sider][(20 Megabytes) = \$950.00*

And if you combine it with Selector ///, the disk switching utility, you have an incredibly fast, hassle-free system. So, if you want the speed, accuracy and dependability of a good hard disk at a great price, come to *ON THREE* for your Sider and Sider][hard disks!

*plus \$35.00 s/h

How much money have you invested in your Apple ///?

Chances are you have invested enough to want to extend the life of your ///.

One way *ON THREE* can help you do that is by providing dust covers. We sell dust covers for both the Apple /// and the profile.

So don't put it off any longer. **ORDER TODAY!**

Dust Cover for Apple /// and Monitor ///
\$11.95 plus \$2 s/h

Dust Cover for the Profile, Apple /// and Monitor ///
\$12.95 plus \$2 s/h

ON THREE presents...

The Unprotect Driver \$19.95 ^{plus \$2 s/h}

ON THREE has not changed its position regarding duplicating copyrighted programs for profit or to give away, but since many Apple /// software products are no longer supported, owners of AppleWriter ///, VisiCalc, and VisiCalc Advanced Version are facing the problem of what to do when a diskette "crashes." After much consideration we decided to proceed with a product to solve that problem. *The Unprotect Driver* will allow you to make back up floppies of the above programs. For the first time, you can put your master disk in a safe place and boot on the duplicate.

Economically priced at only \$19.95 plus \$2.00 shipping and handling, the *Unprotect Driver* comes with full documentation and will work with *Selector ///* so you will no longer require a "key" diskette. The *Unprotect Driver* is sold for legitimate *Archival* purposes only. *ON THREE does not condone* and will not condone duplicating a disk for any other purpose.

ON THREE Presents...

Reconditioned 512K Apple ///'s with Monitor ///

Available Now!

New Low Price \$1148

256K Apple /// and Monitor \$749

- for yourself
- for your office
- for a friend
- for a business associate

plus: \$50 shipping and handling

OF COURSE!

Backed by *ON THREE's*
limited 60-day warranty

Only *ON THREE* sells 512K Apple ///'s—the world's finest microcomputer. *ON THREE* provides complete support at no extra cost, plus a full line of *ON THREE* peripherals and sophisticated software.

ON THREE Presents...

Disk Manager

Disk Manager

File Commands

List Directory
Copy File
Delete File
Rename File
Lock/Unlock

Device Commands

List All Devices
Copy Volume
Format Disk
Rename Volume
Verify Volume

⌘? = Help

Use Arrow keys to SELECT, Press RETURN to RUN. ESCAPE to EXIT.

This Desktop Manager module features the most frequently used applications of Apple's System Utilities and makes them available to you from within any program. Copy, delete, rename, lock/unlock and list all of the files on your disk without leaving the program you're using. Copy, format, rename and verify *volume* commands are available as well, so you will never again lose data because you exited a program to format a disk. Only \$44.95 plus \$3 s/h.

DON'T BE LAST IN THE RACE TO SUCCESS

BE FIRST!



Be a winner with a subscription to *ON THREE* monthly magazine.

Simply fill out the subscription blank below and don't miss the chance to win the /// race to success with such wonderful prizes as:

- *the latest trends in the Apple /// world
- *technical hints and tidbits in programming and operating your ///
- *enlightening articles and programs
- *product reviews
- *user group listings

Yes, please send me 12 issues of *ON THREE* magazine for \$40.00. Enclosed is my:

check money order Visa
 American Express MC
 Card # _____
 Exp. Date _____

Name _____
 Address _____
 City _____
 State _____ ZIP _____
 Signature: _____

ON THREE Presents ...

ASCII Chart

Ascii Conversion Table								
Dec	Hex	Cr	Dec	Hex	Cr	Dec	Hex	Cr
0	00	NUL	19	13	DC3	38	26	&
1	01	SOH	20	14	DC4	39	27	'
2	02	STX	21	15	NAK	40	28	(
3	03	ETX	22	16	SYN	41	29)
4	04	EOT	23	17	ETB	42	2A	*
5	05	ENQ	24	18	CAN	43	2B	+
6	06	ACK	25	19	EM	44	2C	,
7	07	BEL	26	1A	SUB	45	2D	-
8	08	BS	27	1B	ESC	46	2E	.
9	09	HT	28	1C	FS	47	2F	/
10	0A	LF	29	1D	GS	48	30	0
11	0B	VT	30	1E	RS	49	31	1
12	0C	FF	31	1F	US	50	32	2
13	0D	CR	32	20	SP	51	33	3
14	0E	SO	33	21	!	52	34	4
15	0F	SI	34	22	"	53	35	5
16	10	DLE	35	23	#	54	36	6
17	11	DC1	36	24	\$	55	37	7
18	12	DC2	37	25	%	56	38	8
						57	39	9
						58	3A	:
						59	3B	;
						60	3C	<
						61	3D	=
						62	3E	>
						63	3F	?
						64	40	@
						65	41	A
						66	42	B
						67	43	C
						68	44	D
						69	45	E
						70	46	F
						71	47	G
						72	48	H
						73	49	I
						74	4A	J
						75	4B	K
						76	4C	L
						77	4D	M
						78	4E	N
						79	4F	O
						80	50	P
						81	51	Q
						82	52	R
						83	53	S
						84	54	T
						85	55	U
						86	56	V
						87	57	W
						88	58	X
						89	59	Y
						90	5A	Z
						91	5B	[
						92	5C	\
						93	5D]
						94	5E	^
						95	5F	_
						96	60	`
						97	61	a
						98	62	b
						99	63	c
						100	64	d
						101	65	e
						102	66	f
						103	67	g
						104	68	h
						105	69	i
						106	6A	j
						107	6B	k
						108	6C	l
						109	6D	m
						110	6E	n
						111	6F	o
						112	70	p
						113	71	q
						114	72	r
						115	73	s
						116	74	t
						117	75	u
						118	76	v
						119	77	w
						120	78	x
						121	79	y
						122	7A	z
						123	7B	{
						124	7C	
						125	7D	}
						126	7E	~
						127	7F	DEL

This Desktop Manager module lists the decimal, hexadecimal and corresponding character values of all ASCII keyboard characters. A second screen shows the decimal and hexadecimal equivalents of keypresses which include the control key. This keypress table can be invaluable when you need to know printer commands to enable different printer modes. The ASCII table is a necessary tool for programmers of all skill levels. Why not have them both at your fingertips? Only \$9.95 plus \$3 s/h.

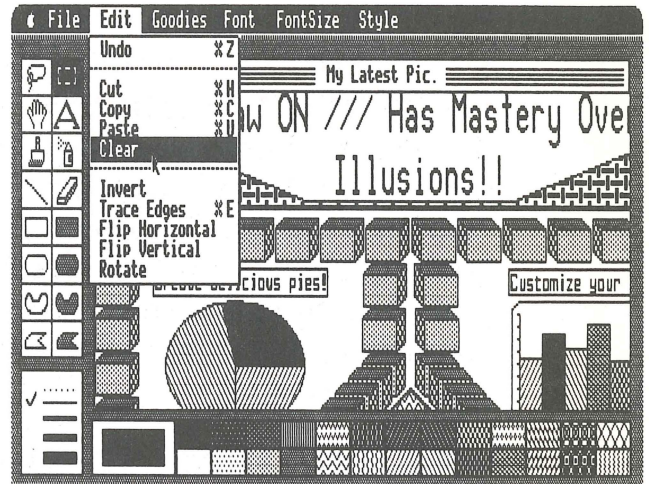
Draw ON /// — THE Graphics Tool for the Apple ///

ON THREE is very proud to announce Draw On ///. Draw ON brings the power of LisaDraw and MacPaint to your Apple //. Powerful cut and paste facilities let you create almost anything that you can visualize. Very fast, Draw ON lets you "pick up" objects on the screen and "Drag" them around in real-time. This is the most exciting package ever for the //. With Draw ON you can become a one person graphic arts studio!

Since it works in any of the Apple //'s color or B/W graphic modes and can quickly print out any picture you create, Draw ON is the first program to fully take advantage of the Apple //'s tremendous graphic capabilities. Complex, pseudo three-dimensional figures are easy to create as you can place objects in front of or behind previously drawn objects. CAD is also possible with the powerful "rubber-banding" and grids available.

Ever been bored with some of the graphics that your business charting programs create? Would you like to add different titles? Change the "Look" of the graphs? Use different colors or even texture your graphs? It's all a snap with Draw ON /// !

Priced only at \$179.00, plus \$5.00 s/h, this is one of the few programs that you can't do without. All of the pictures in this ad were created with an Apple // and Draw ON //. It requires an Apple // with 256K or an Apple // plus.



DON'T MISS OUT ON THIS OFFER!

ON THREE Presents... The Communications Manager

The Communications Manager is a powerful tool that allows your Apple // to communicate or *talk* to other computers or services such as CompuServe™.

If you are familiar with other telecommunication programs such as Access // or Terminus, you should be pleasantly surprised. VT-52 terminal emulation makes the program as powerful as any other Apple // communications package. You can record incoming text to a printer or disk file for later viewing and transmit standard ASCII and Pascal Textfiles automatically. **The Communications Manager** has almost every feature of those popular programs plus an important extra.

This extra is error free transmission of files via the popular **XModem** and **Binary II** file transfer protocols. This means that you will be able to transfer programs and data - all types of files - between your Apple // and virtually any other computer system.

The Communications Manager has all of the easy to use features of other **ON THREE** products, and it's the most powerful communications package available for your Apple //. It's the **only** communications package available today for your Apple // that completely supports the powerful **Xmodem and Binary II** protocols.

Included with this package is a version of **The Communications Manager** which runs as a stand-alone program and a version that can be installed as an accessory under **The Desktop Manager**.

If you have The Desktop Manager, you get the best of both worlds. You can be inside // E-Z Pieces or VisiCalc and send a spreadsheet or data base file directly! The hundreds of Apple // AppleWorks templates available on bulletin board systems like CompuServe and others can now be yours! Thousands of pictures and other graphics images on CompuServe and other systems can be downloaded to your Apple // with ease - with **The Communications Manager**. All this for **only** \$49.95 plus \$3 shipping and handling. Order your copy today!

Get off and running with the ON THREE O'Clock!

Let the ON THREE O'Clock be your stop watch today!

Believe it or not, a lot of folks have plain forgotten (or never knew) that the Apple /// was designed to operate with a built-in clock and that, with a clock chip installed, SOS will automatically time stamp and date all file saves.

When the Apple /// was first released, the supplier of Apple's clock chips could not supply a working clock. As a result, the /// was supplied without a clock of any kind. Now maybe you are wondering when you list a disk directory, how the time and date magically appears.

Not too long ago ON THREE developed a clock for the Apple /// which plugs in right where the never-released Apple clock was supposed to go, and for just \$49.95 plus \$3.00 shipping and handling, this easy to install, SOS-compatible clock can be yours. It comes with comprehensive instructions and ON THREE's limited six-month warranty and does not use any of your precious slots.

With an ON THREE O'Clock installed, whenever you save or modify any type of file, the current time and date will be added to the directory listing so you can always tell at a glance which file you last worked on, and when. But that's not all. Business Basic has two reserved variables, DATE\$ and TIME\$, which return, respectively, the current date and time to your BASIC program. These reserved variables can then be used whenever you want to print the date and/or time in a BASIC program.

Special Combination Offer

There's a great deal more you can do with ON THREE's ON THREE O'Clock if you also have our Desktop Manager. Whenever you want, you can display the current date and time on the screen with one keypress. Since this is a background function, you can be word processing with AppleWriter or entering data into VisiCalc, and with one keystroke you can obtain updated time information. In addition, you can use the Desktop Manager's Appointment Calendar to enter items you want to be reminded of and, like magic, when the time comes, no matter what you are doing, a message will appear on your screen to gently chide you via the Desktop Manager to make that phone call now, etc.

Now The Appointment Calendar is not the only feature of the Desktop Manager, you can read about the Calculator, the Notepad, and the others elsewhere, but since the Desktop Manager requires a clock, we want to offer you a money-saving deal. Purchased together, you can get the ON THREE O'Clock and the Desktop Manager for only \$173.95 plus \$8.00 shipping and handling. Now is the time to take advantage of this special offer.



\$49.95
plus \$3.00
shipping and
handling

Desktop Manager/ON THREE O'Clock Combo
\$165.95 plus \$8.00 shipping and handling

BULK RATE
U. S. POSTAGE
PAID
Los Angeles, Calif.
PERMIT NO. 15341

ON THREE Presents...

The Desktop Manager™ plus \$6.00 s/h

\$129.95

This is the most complete and sophisticated desk accessory program ever written! Finally you can unclutter your desk the Desktop Manager way. The Desktop Manager places all of the desk accessory utilities you need -- appointment calendar, note pad and calculator -- within every program you own, so you can use them as if they were a part of your original programs. While you are using your program, you cannot see the Desktop Manager. However, by pressing only two keys the Desktop Manager menu appears, ready for your use from within *any* application!

While word processing, have you ever needed to multiply two numbers? Or have you suddenly remembered while in the middle of a spreadsheet the name of that stock your broker suggested, but have no pen or paper nearby to jot it down? Perhaps you've forgotten your spouse's birthday again, although you did write the date on a piece of paper you keep in your desk. Why not increase your productivity and efficiency while you clear your work area of that old-fashioned calculator, pens and paper scraps, and unnoticeable appointment calendar? With the help of ON THREE's Desktop Manager, you can do all this and more.

From within any program, two keypresses override and freeze your current application and display a window containing the Desktop Manager's main menu. Now you have the power of all of the Desktop Manager's options at your command. Simply select one of the following standard Desktop Manager features:

Note Pad - This handy tool has multiple pages per note, word wrap, automatic repagination, pick up and paste, and many other features usually found only in a word processing program. On-line help screens (a standard Desktop Manager feature) make using the Note Pad effortless as well as convenient.

HELP MENU

General Commands:

⌘A =>Add Another Note
 ⌘B =>Backs Up to Previous Note
 ⌘N =>Moves to the Next Note
 ⌘S =>Shows Note Selection Menu
 (Help Provided in Menu)
 ⌘R =>Allow Renaming Active Note
 ⌘F =>Find Text Within Note
 ⌘M =>Moves the Note Pad Window
 (Pressing Escape Will
 Restore Window Contents)

ESCAPE TO EXIT.

Appointment Calendar

17 Mar 87 6:13:01 PM

You have 2 appointments
scheduled for today.

8:00 AM 9:04 PM

SUN	MON	TUE	WED	THU	FRI	SAT
				1	2	3
4	5	6	7	8 *	9	10
11	12	13	14	15	16	17
18	19	20	21	22	23 *	24
25	26	27 *	28	29	30	31

MARCH 1987

Open Apple ? Key For Help.

Appointment Calendar - Set multiple appointments daily through December 31, 1999. As your appointment is due, a reminder appears on your screen regardless of what application you're using. The daily and weekly appointments are shown at a glance and, as with all Desktop Manager options, help screens are only two keystrokes away.

Calculator - A powerful electronic workhorse, the Calculator has full 16-digit accuracy and advanced functions such as SIN, COS, TAN, LOG's, x to a power, square root pi, memory and base conversions in addition to the basic add, subtract, multiply and divide functions. Also, you can invoke a simulated paper tape for printing later or pasting into another document.

Calculator

0

[Hlp] [Prt] [Tap] [CE] [CLR]
 [Sin] [Cos] [Tan] [Pi] [e]
 [Log] [Ln] [x^y] [Sqt] [Bin]
 [D] [E] [F] [Deg] [Dec]
 [A] [B] [C] [Rad] [Hex]
 [7] [8] [9] [/] [M+]
 [4] [5] [6] [*] [M-]
 [1] [2] [3] [-] [RM]
 [0] [+/-] [.] [+] [=]

25	Sqt
5	
5	*
5	+
79.95	-
32.01	/
65.02	-
2	Sin
0.0348994967025	Deg
.0348994967025	*
587	+
100	-
0.09	+
183.88168537718894	=
367.76337075437788	Sum
0	CLR
55.95	/
12	*
0.06	=
0.27975	Sum
0	CLR