

ON THREE

The Magazine For Apple /// Owners and Users

®

Volume 6, No. 11/12

November/December 1989

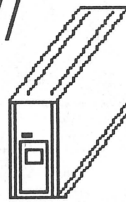
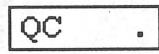
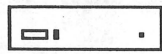
Lunar Lander - The Game

More Helpful Hints For Your ///

Apple's Andy Hertzfeld on the Apple ///

Please check your magazine label and check that your subscription has not just run out. If so you will be shortly missing the only link Apple /// owners have to new and exciting products. Please renew your subscription today for the low price of only \$20 to enjoy uninterrupted service.

Selector /// - The Best Program Switcher For The Apple ///



Do you use a ProFile, Quark, Sider, UniDisk ///.5 or CPS disk drive?

Are you sick of the time it takes loading each of your different programs? Tired of searching through stacks and stacks of floppy disks for a particular program? Do you have a hard disk or a large capacity floppy disk drive? If so you can cure all of these headaches and more with the purchase of Selector ///!

Selector allows you to place all of the programs listed below (and many more) on your hard disk or large capacity floppy disk drive. Instead of waiting and waiting for a particular program to boot up, you simply boot your Apple /// with the Selector disk. When you want to run a program, just select it from the easy to use Selector menu by highlighting it and pressing RETURN. In a flash the program is loaded from the hard disk and you can be using it in seconds, not the minutes it usually takes.

Selector /// works perfectly with the Apple 5 and 10 megabyte ProFile, the Quark QC 10 and 20 drives, the Sider 10, Sider 20, Sider 40, the Trustor drives, the UniDisk ///.5 and the new CPS 800K drive. It even has an automatic installation program that places Selector on your hard disk or other floppy drive.

Selector can speed up using your Apple /// and make your use of the Apple /// more productive and beneficial. It even works with programs that *you* write in Basic, Pascal or assembly language! Selector can hold hundreds of programs with its hierarchical menus while other selectors only allow you 12 or 24 programs.

Selector is the only switching utility for the Apple /// that is completely compatible with virtually every disk drive and program for the Apple ///. Order Selector /// today and become a real power user. Special offer! Order Selector /// today for only \$49.95 plus \$7 s/h. That's **50% off the regular price!**

Access ///	BPI Accounting	Fruit Machine	PFS: File*
Access 3270	Business Basic	Go Back	PFS: Report*
Advanced VisiCalc	Business Graphics	Graphics Manager	Quick File ///
Apple II Emulation	Cobol	Graph'n'Calc	Script ///
Apple File ///	Crossword Scrambler	Haba Merge	Senior Analyst ///
Apple Speller ///	Draw ON ///	Keystroke Data Base*	Side Print ///
Apple /// Pascal	Comm. Manager	Keystroke Report Generator*	StemSpeller
Apple Writer ///	Desktop Manager	Lazarus ///	StemWriter
Backup ///	EasyTerm	Mr. Sandman	VisiCalc ///
BattleFleet	Fortran ///	Multiplan	/// E-Z Pieces

The programs listed above with an asterisk after them are copy protected and require the 'key disk' to be inserted into the built-in drive when you select it from the Selector menu. After the program comes up you can remove that disk. Uncopyprotected versions of PFS: File and PFS: Report are available that work under Selector without the need for a key disk. Likewise an unprotected version of Word Juggler is available for only \$15 plus \$2 for shipping and handling.

Editor/Publisher:

Bob Consorti

Controller:

Joseph Consorti

Design Consultant:

Cathy Consorti

ON THREE - The Apple /// Magazine is published bi-monthly by ON THREE, Inc. 123 Groveland Avenue, Riverside, IL 60546. ISSN# 0889-6249.

For a copy of our author guidelines, please send a stamped, self-addressed envelope to the above address. The current per page rate is \$12.50.

Return postage must accompany all submitted manuscripts, diskettes and drawings if you would like them returned. All manuscripts longer than one page must be accompanied by a diskette to be considered. We can take no responsibility for unsolicited materials.

All letters received by *ON THREE* will be considered as unconditionally assigned for publication and as such are subject to *ON THREE*'s right to edit and comment. Your full address will be published only when specifically requested.

Subscription Information:

U.S.,APO, FPO: \$20 for one year. First Class Service: \$12 additional, \$32 total.

Canada, Mexico: \$20 additional, \$40 total.
South America, Europe, Pacific Islands, Asia, Australia, Middle-East: \$44 additional, \$64 total.

Back Issues are available for \$5 each.

Postage for ON THREE products:

U.S.: Listed next to product price.
Canada and Mexico: Double U.S. postage.
Elsewhere: Four times the U.S. postage.

All funds must be remitted in U.S. dollars drawn on a U.S. bank. We also accept direct wire transfers and U.S. Postal money orders.

ON THREE, ON THREE O'Clock, ONTIME, Lazarus ///, Draw ON ///, The Desktop Manager, Disk Manager, Communications Manager, Super Accessories, Side Print ///, Bad Block Fixer /// and TDM Toolkit are trademarks of ON THREE, Inc.

Apple, Apple II, Apple //e, Apple //c, Apple IIGs, Apple ///, Apple ///plus, Applesoft, Business Basic, Disk II, Disk ///, UniDisk, Macintosh and ProFile are registered trademarks of Apple Computer Inc.

Selector /// is a registered trademark of Sabre Software, Inc. Titan ///+//e is a registered trademark of Titan Technologies, Inc.

Opinions expressed in this magazine are those of the individual authors or the staff and are not necessarily those of ON THREE. Not responsible for typographical errors. We assume no responsibility or liability for any inaccuracies presented herein.

The entire contents of this publication are copyrighted © 1989 by ON THREE, Inc.

ON THREE[®]

The Magazine For Apple /// Owners and Users

- Table of Contents -

Volume 6, No. 11/12

November/December 1989

FEATURES / ARTICLES

Apple Sauce	1
by Bob Consorti	
Lunar Lander Game	3
by Lloyd Cason, Jr.	
Helpful Hints	7
by John Lomartire	
Apple's Andy Hertzfeld on the Apple ///	9
by David Ottalini	
DeClassifieds - Buy & Sell Your Surplus Equipment	13
Next Time In ON THREE:	13

Apple Sauce

by Bob Consorti

Closing Out Another Year

As we close out another year I have to look back at the maturing Apple /// market. It's been quite exciting over the last few years and will continue to be as we discover new ways to use our beloved Apple ///'s.

As "orphan" computers go, the Apple /// has and continues to have a good support network through companies like Sun and ourselves. It also has a great group of people behind it, folks like Lavona and Richard Rann who put out the TAU newsletter/magazine, David Ottalini - author of Three Works, all of the user groups around the country and the countless others who continue to help and promote the Apple ///. I wish I had the space here to name each and every one of you as each has made outstanding contributions to the Apple ///.

It's interesting to note that Apple seems to be using the same type of marketing for the Apple II product line that plagued the Apple ///. Simply put, worse then none! This so-called marketing strategy is limited to (if any) advertising for the Apple II, and then only describing the Apple II product line as

a K-9 type machine, while the Macintosh gets all of the play as the computer to use for business and home. In a couple more years we may welcome into our group the Apple II computer, another victim of Apple!

This Time Around...

This issue we're presenting an Apple /// game, Lunar Lander - a graphical lunar expedition. Note that since the program is so long we're offering it on disk for those of you who don't want to spend the time typing it in.

Also in this issue are a couple of helpful hints by regular hinter John Lomartire and a quick interview with Andy Hertzfeld by David Ottalini.

I almost forgot to mention that we're having a special sale on CPS 800K drives with interface cards for the Apple ///. For only \$299 plus \$10 shipping and handling you can get an inexpensive 800K drive for backups or main storage. Hurry though, supplies are limited and when we run out we'll have to go back up to the regular price.

Apple /// Memory Expansion

Are you tired not being able to run certain programs because you don't have enough memory? Would you like to use Draw ON, Lazarus or even The Desktop Manager but only have a 128K or 256K machine? If so, look below to our listing of memory expansion products.

You can upgrade your 128K machine to 256K, your 256K Apple /// to 512K or go all the way from 128K to a 512K Apple ///. Installation of all of our memory upgrades is fairly easy and usually requires no more than a screw-driver and an hour or less to complete.

Remember, upgrading the memory in your machine does not require the use of one of the four slots in your machine. Those are reserved for interface cards. The memory upgrades are installed inside the machine.

Order your memory upgrade today. Remember, the memory chip market is particularly volatile so we may not be able to hold the prices down this low for much longer. Order yours today!

512K Memory Upgrade

Expand your spreadsheets and data bases, use larger word processing documents and the new desk accessories! Enjoy a full 414K desktop in /// E-Z Pieces, 442K in Advanced VisaCalc and 456K in Business Basic!

Includes: 512K board, installation guide, Utilities 1.2 which permits larger drivers, 512K Confidence Program that tests all memory, ultra fast RAMDISK driver with demonstration programs and 512K utility that updates your programs. We even offer a \$25/\$35 cash/product rebate upon return of your old 256K board. Includes a full 90 day warranty. Order your 512K today for only \$399+\$10

Call for info. on our spare 128K memory boards and memory board insurance.

256K Memory Upgrade

If you need more memory but don't want to change your Apple /// all the way to 512K, the 256K upgrade kit is for you. With 256K installed you'll be able to use programs like Selector, Draw ON, Desktop Manager and more! Includes installation instructions, 256K users guide, Apple /// Confidence Program and chip extractor, free technical support, 90 day warranty and fully populated 256K memory board. All this for only \$169+\$10 Order yours today!

512K Memory Upgrade Kits

We now supply the 512K memory boards with either no memory (0K) or with 256K of memory installed. If you have an Apple /// with 256K you can order the 512K with 256K of memory. Then, remove the memory from your board with the supplied extractor tool and plug it into the 512K to get a full 512K of memory. Likewise, you can buy the extra memory elsewhere and order the the 512K with 0K of memory. 512K/0K \$159.95. 512K/256K \$299.95. + \$10 s/h.

Order Form

ON THREE, Inc.
ATTN: Order Dept.
P.O. Box 1193
Lake Stevens, WA 98258 U.S.A.

Order by calling: (206) 659-6245
Customer Service: (206) 659-6245
Technical Help: (708) 447-3924

Phone in an
ORDER TODAY!
Ask About Our Quantity Discounts!

VISA, Master Card, money orders and personal checks accepted. Add \$3 for C.O.D. Per new law, you must enclose your local state sales tax on every order. Overseas customers can pay by credit card, international money order, a check drawn on a U.S. bank or bank transfer. Call first to ascertain foreign shipping costs and mode of transport. Returns must have prior approval and are subject to a restocking fee. We do not copy-protect our products so there are NO returns allowed on software. Not responsible for typographical errors. Please allow up to eight weeks for delivery as some items may be backordered.

QUANTITY	PRODUCT DESCRIPTION	EACH	TOTAL	SHIPPING
Name _____			PRODUCT SUB TOTAL	
Company _____			SHIPPING SUBTOTAL	
Address _____			C.O.D. (\$3.00)	
City _____ State _____ Zip _____			LOCAL STATE TAX	
Credit Card _____ Card No. _____			GRAND TOTAL	
Exp. Date _____ Phone _____				

Lunar Lander Game

by Lloyd Cason, Jr.

Lunar Lander - Out on a LEM

For those of you who don't want to type in the long program listing at the end of this article, the Lunar Lander game is available on disk for only \$9.95 plus \$2 for shipping and handling.

In this challenging game of skill, you are the pilot of a lunar excursion module (LEM). Your challenge is to navigate the LEM to a landing pad located on the rocky terrain of the moon and to land as gently and accurately as possible. The tools you are provided are left, right, and vertical thrusters. Thrusters are activated by pressing the corresponding arrow key, and turned off by pressing the same key a second time.

The gentleness of the landing is measured by the summation of vertical and horizontal velocities at touchdown. A total value of four or greater destines you to a stay on the moon. As you navigate, watch your fuel supply! If you have fuel left after a successful landing, the onboard computer will attempt to return you to earth.

Type in the BASIC program from the listing and save to disk before running. BGRAF.INV and REQUEST.INV files from the BASIC system disk must be on the PREFIX\$ directory for the program to execute. Also, .GRAFIX and .AUDIO must be in the driver file, SOS.DRIVER, on the disk that was used to boot. You can use a word processor or the BASIC system for entry.

The program listing included with the article has been edited for presentation, and a listing to the screen will not look the same. The only potential typing problem area is the large number of spaces in the print statements beginning in line 1300. The total number of characters between the quote marks is 38 for all of these lines.

Program Operation

The program operates in graphics mode zero, 280 by 192 black and white. Lines 100 to 130 establish this graphics mode and open the .GRAFIX and .AUDIO drivers as files #1 and #2, respectively, for later PRINT statements. Lines 140 to 180 build the graphic image and sound

variables; then lines 190 to 390 print an instruction screen.

Line 400 keeps calling itself and creating random numbers until a key is pressed by use of the ON KBD instruction in line 390. Since Business BASIC does not have a RANDOMIZE statement, this type of technique is required so that the program will not be exactly the same each time it starts from a system boot. The random number generator creates the same sequence of numbers each time it is initialized. Waiting for a keypress will require a different amount of time each run and, therefore, result in a different starting point in the list of random numbers. In order to see how this works, boot BASIC and type in the following little program:

```
10 OPEN#1, ".PRINTER"  
20 FOR i=1 TO 10  
30 PRINT#1;RND(1)  
40 NEXT  
50 END
```

Run the program and save the output. Reboot, run the program again, and compare the two lists of numbers.

The next part of the program, between lines 420 and 720, draws the graphics screen to start the mission. Some stars are sprinkled around by placing dots at random locations. The earth is placed on the upper right part of the screen by use of the drawimage command. A location for the landing pad is chosen and a rocky topography is drawn around the location in lines 510 to 630. The landing pad is drawn, the information line printed, and a starting ship location and velocity is chosen. Fuel supply and thrusts are initialized before beginning the flight loop.

The topography routine deserves a little more explanation. Starting at the left edge of the screen, a height between 10 and 80 pixels is selected. The horizontal distance is incremented from 0 to 37 pixels, and another height is selected. The loop from 590 to 620 paints the area under a line between the two locations. For each pixel in the horizontal direction between the two locations, a line is drawn from the height of the line connect-

ing the two locations to a zero height. If a paint command where available, or if someone would develop one, this programming job would be easier, and the program would operate faster since the command would be in assembly.

In the topography routine, a flat area 39 pixels on either side of the landing location is created to allow room to maneuver the craft. This range could be reduced to increase game difficulty. A minimum of 10 pixels on either side of the landing pad is suggested since the lander is eight wide. Increasing the value of factor would make velocity and location changes larger so the program would seem to operate faster and increase the difficulty. An input routine after the instructions could request a difficulty level and set variables accordingly. Try your hand at this programming change.

The flight loop is located in lines 730 to 1060. All input instructions are handled through an external routine activated by the ON KBD statement in line 425 which will be discussed later. Fuel consumption is calculated if the thrusters are engaged, and when it drops below 100, a warning is sounded. When fuel is exhausted, the KBD routine is deactivated and the engines disengaged. New velocities and ship coordinates are calculated.

If a thruster is engaged, an exhaust image is drawn. For a new position that will be off screen, the program branches to a message routine. The ship is moved to the new position, and exhaust images are erased. If the ship is flying, `land%=0`, a check is made to determine if touchdown has occurred. Fuel supply and velocity information are updated on the screen, and the flight loop starts again.

Moving the ship and drawing the exhausts uses a special graphics transfer feature in order to preserve the backdrop. The `PERFORM xfroption(%2)` statement causes the graphics modules to make transfers by XOR instead of replace. What this means is when a dot is to be drawn on top of an existing dot, the pixel is turned off instead, and if the dot will be at an off location, that pixel is turned on. Drawing the ship and exhausts at the same location a second time will erase the image and restore the background that existed without having to first save and then replace an area of screen.

Two routines print result messages. When the ship drifts off screen, the routine at lines 1070 to 1150 will print a message to the text screen. The message depends on remaining fuel and whether returning to earth. The IF

NOT `land%` statements are the same as having written `IF land%=0`. The second routine is at lines 1160 to 1760 and is entered when touchdown occurs. The total velocity is calculated as the sum of the absolute horizontal and vertical velocities. For a value of four or greater, you have crashed and a disintegrating image is drawn. The size of the image is relative to the velocity.

When a safe landing has been achieved, an appropriate message recognizing the gentleness of your touchdown is printed. Distance to the landing pad is calculated, and another appropriate message is printed. If you have any fuel remaining, a return to earth is attempted. Input is suspended, horizontal thrusters are disengaged, the vertical thruster is engaged, and the program loops back to the start of the flight routine.

The section from line 1800 to 1930 is the KBD routine that accepts all input during flight. If a correct arrow key is pressed, the appropriate thruster is turned on or off. Logical statements are used within a calculation to control the thrusters instead of using compound IF statements. When used this way, the same type of results occur with less code.

Let's look at the left arrow key routine in line 1810 as an example. The portion after the IF reads: `thrustside = (thrustside<>1)`. The portion in parentheses is the logical statement. If `thrustside` is not one, then this result is one, just as in an IF statement, and the thruster is turned on. If `thrustside` is one, then the result is zero, and the thruster is turned off. Since `thrustside` can have a value of -1, 0, or 1, an IF statement to accomplish the same results would have to look like the following:

```
IF thrustside<1 THEN  
thrustside=1:ELSE thrustside=0
```

The last code section of the program is the subroutine from line 2000 to line 2040 that checks for touchdown. External function `xycolor` returns the color code of the current pen location that was set to a leg of the LEM before calling the routine. Since we are in black and white mode, the value will be 0 or 15.

Three offsetting pixels are also interrogated, and the colors accumulated. Upon return, `color%` will have a value of 0, 15, 30, 45, or 60 depending on the number of offsetting pixels turned on. A value greater than 15 means that two or more pixels are on, and a touchdown is assumed.

Happy navigating and I hope this discussion has helped you learn some Apple /// Business BASIC programming techniques.

Lunar Lander Program Listing

```

100 PRINT CHR$(16):CHR$(0):CHR$(28):CHR$(6);
109 REM *** 40x24 B&W Text, Home, Cursor Off
110 INVOKE"BGRAF.INV","REQUEST.INV"
120 PERFORM grafixmode(%0,%1):REM 280x192 B&W Graphics
130 PERFORM initgrafix:PERFORM fillport:OPEN#1, ".GRAFIX":OPEN#2, ".AUDIO"
140 DIM lem%(8), earth%(95), pad%(2)
150 sound$=CHR$(128)+CHR$(63)+CHR$(255)+CHR$(63)+CHR$(3)+CHR$(0)
159 REM *** Build the images
160 FOR i%=0 TO 2:pad%(i%)=0:NEXT
170 FOR i%=0 TO 8:READ a$:lem%(i%)=TEN(a$):NEXT
180 FOR i%=0 TO 95:READ a$:earth%(i%)=TEN(a$):NEXT
190 VPOS=2:HPOS=7:PRINT" * * * OUT ON A LEM * * *"
200 VPOS=5:HPOS=1
210 PRINT"A challenging game of skill ..."
220 PRINT
230 PRINT"Use the special <--, -->, and the |]"
240 PRINT"keys to run your left, right, \/"
250 PRINT"and vertical thrusters. You are to"
260 PRINT"land the lunar excursion module (LEM)"
270 PRINT"as gently and accurately as possible."
280 PRINT
290 PRINT"Turn a given thruster off by pressing"
300 PRINT"the same key a second time."
310 PRINT
320 PRINT"Watch your fuel supply!"
330 PRINT
340 PRINT"If you have fuel left, the onboard"
350 PRINT"computer will -attempt- to return"
360 PRINT"you to earth ..."
370 PRINT:PRINT"ESCAPE key will end the game."
380 VPOS=24:HPOS=9:PRINT"Press any key to begin";
389 REM *** Randomize routine
390 ON KBD GOTO 410
400 x=RND(1):GOTO 400
410 OFF KBD:HOME
419 REM *** Clear keyboard
420 x2=0:land%=0:PERFORM control(%5,@a$)".CONSOLE"
425 ON KBD GOTO 1800
430 PERFORM xfroption(%0):PERFORM fillport:PERFORM grafixon
439 REM *** Sprinkle a few stars around
440 FOR i%=1 TO 250
450 x%=280*RND(1):y%=192*RND(1)
460 PERFORM dotat(%x%,%y%)
470 NEXT
479 REM *** Draw the earth
480 PERFORM moveto(%225,%160):PERFORM drawimage(@earth%(0),
%6,%0,%0,%44,%32)
489 REM *** Choose site for landing pad
490 xland%=120+40*RND(1)
500 yland%=22-10*RND(1)
509 REM *** Create topographical features of moon
510 x1=x2:x2=x1+37*RND(1)
520 IF x2>279 THEN x2=279:IF x1>278 THEN x2=278
530 y1=y2:y2=10+70*RND(1)
540 IF y1=0 THEN 530
550 IF x2<xland%-39 THEN 580
560 IF x2>xland%+39 THEN 580
570 y2=yland%
580 slope=(y2-y1)/(x2-x1)
590 FOR i=x1 TO x2
600 y=y1+INT(slope*(i-x1))
610 PERFORM moveto(%i,%y):PERFORM lineto(%i,%0)
620 NEXT
630 IF x2<279 THEN 510
634 REM *** Draw the landing pad
635 PERFORM moveto(%xland%-3,%yland%-1):PERFORM drawimage(@pad%(0),
%1,%0,%0,%8,%3)
639 REM *** Print fuel and velocity line
640 PERFORM moveto(%8,%7):PRINT#1;" FUEL HORZ.SPEED":
" VER.SPEED ";
645 PERFORM xfroption(%2)
649 REM *** Slightly random starting location for ship
650 shipx=45*RND(1)
660 shipy=191-20*RND(1)
669 REM *** Slightly random starting velocity for ship
670 velx=7+RND(1)*3
680 vely=1+RND(1)
689 REM *** Starting conditions
690 PERFORM moveto(%shipx,%shipy):PERFORM drawimage(@lem%(0),
%2,%0,%0,%9,%9)
700 factor=0.1
710 fuel=1250
720 thrustup=-3:thrustside=0
729 REM *** Main flight loop starts here
730 IF thrustup>0 THEN fuel=fuel-9.7
740 IF thrustside<>0 THEN fuel=fuel-5.3
750 IF fuel<0 THEN fuel=0
760 IF fuel>99 THEN 820
770 IF fuel>0 THEN PRINT#2:sound$;:GOTO 820
779 REM *** No more fuel left, disengage engines
780 PRINT#2:sound$;
790 OFF KBD
800 thrustup=-3:thrustside=0
810 IF land% THEN land%=0
819 REM *** Compute new velocities and position
820 velx=velx+factor*thrustside*3
830 vely=vely+factor*thrustup
840 oldx=shipx:oldy=shipy
850 shipx=shipx+factor*velx*3:shipy=shipy+factor*vely
859 REM *** Use XOR to draw images to preserve background
860 PERFORM xfroption(%2)
869 REM *** Put exhaust images in view if necessary
870 IF thrustside<0 THEN PERFORM moveto(%shipx+7,%shipy-3):PERFORM
linerel(%2,%0):flagl%=1
880 IF thrustside>0 THEN PERFORM moveto(%shipx-2,%shipy-3):PERFORM
linerel(%2,%0):flagr%=1
890 IF thrustup>0 THEN PERFORM moveto(%shipx+4,%shipy-7):PERFORM
linerel(%0,%-3):flagu%=1
899 REM *** Has ship drifted off screen?
900 IF shipy>191 THEN 1070
910 IF shipx<2 THEN 1070
920 IF shipx>268 THEN 1070
929 REM *** Erase old ship image
930 PERFORM moveto(%oldx,%oldy):PERFORM drawimage(@lem%(0),
%2,%0,%0,%9,%9)
939 REM *** Draw new ship image onto the background
940 PERFORM moveto(%shipx,%shipy):PERFORM drawimage(@lem%(0),
%2,%0,%0,%9,%9)
949 REM *** Erase the exhaust images if necessary
950 IF flagl% THEN PERFORM moveto(%shipx+7,%shipy-3):PERFORM
linerel(%2,%0):flagl%=0
960 IF flagr% THEN PERFORM moveto(%shipx-2,%shipy-3):PERFORM
linerel(%2,%0):flagr%=0
970 IF flagu% THEN PERFORM moveto(%shipx+4,%shipy-7):PERFORM
linerel(%0,%-3):flagu%=0
974 REM *** Switch back to replace mode
975 PERFORM xfroption(%0)
979 REM *** Skip landing check for awhile if returning to earth
980 IF land% THEN 1030
989 REM *** Are landing pads touching the moon (and not the earth)?
990 PERFORM moveto(%shipx,%shipy-8):GOSUB 2000
1000 IF color%>15 AND shipy<85 THEN 1160
1010 PERFORM moveto(%shipx+7,%shipy-8):GOSUB 2000
1020 IF color%>15 AND shipx<85 THEN 1160
1029 REM *** Update the fuel supply and velocities
1030 PERFORM moveto(%49,%7):PRINT#1 USING"#####":fuel;
1040 PERFORM moveto(%161,%7):PRINT#1 USING"#####":ABS(velx);
1050 PERFORM moveto(%252,%7):PRINT#1 USING"#####":ABS(vely);
1059 REM *** Keep on flying
1060 GOTO 730
1069 REM *** You just drifted off screen
1070 OFF KBD
1080 PRINT CHR$(15):CHR$(12):VPOS=12:HPOS=4
1090 IF fuel>0 THEN 1130
1100 IF land% THEN PRINT"MISSION ABORTED, RETURN TO EARTH"
1110 IF NOT land% THEN PRINT" WELCOME HOME HERO "
1120 GET a$:GOTO 420
1130 IF NOT land% THEN PRINT"MISSION ABORTED, RETURN TO EARTH"
1140 IF land% THEN PRINT" WELCOME HOME HERO "
1150 GET a$:GOTO 420
1159 REM *** You landed! But how did you fare?
1160 vel=ABS(velx)+ABS(vely)
1170 PERFORM moveto(%0,%191)
1180 IF vel<4 THEN 1350
1189 REM *** Disintegrating ship, parts streaking out from crater
1190 FOR i=1 TO vel*0.7
1200 PERFORM moveto(%shipx+4,%shipy-8)
1210 delx=9*vel*(RND(1)-0.5)
1220 dely=7*vel*RND(1)
1230 PERFORM linerel(%delx,%dely)
1240 NEXT
1250 PERFORM moveto(%0,%191)
1259 REM *** Fast enough to dig new crater?
1260 IF vel<8 THEN 1300
1270 PRINT#1;"New crater is ";:PRINT#1 USING"#####":vel*vel/7:PRINT#1;
" meters wide ..."
1280 FOR i=0 TO 520*5:NEXT

```

Variable Description and Cross Reference Table

<pre> 1290 GOTO 420 1299 REM *** Landing was too rough, sorry 1300 PRINT#1;"Damaged beyond repair ... "; 1310 PERFORM moveto(%0,%183) 1319 REM *** All print strings are 38 characters 1320 PRINT#1;"Enjoy your stay! "; 1330 FOR i=0 TO 520*5:NEXT 1340 GOTO 420 1349 REM *** Landed OK, just how well did you do? 1350 IF vel<3 THEN 1380 1360 PRINT#1;"Fairly soft landing "; 1370 GOTO 1510 1380 IF vel<2 THEN 1410 1390 PRINT#1;"Nice job! "; 1400 GOTO 1510 1410 IF vel<1 THEN 1440 1420 PRINT#1;"Excellent soft landing! "; 1430 GOTO 1510 1440 IF (shipx-xland%4)<3 THEN 1470 1450 PRINT#1;"Superior landing job! "; 1460 GOTO 1510 1470 PRINT#1;"The President calls with his "; 1480 PERFORM moveto(%0,%183) 1490 PRINT#1;"congratulations on a superb landing! "; 1500 GOTO 1630 1509 REM *** OK, so how close to the landing pad are you? 1510 dis=ABS(shipx-xland%4)+ABS(shipy-yland%8) 1520 PERFORM moveto(%0,%183) 1530 IF dis<50 THEN 1560 1540 PRINT#1;"But you're way out in the bonnies! "; 1550 GOTO 1630 1560 IF dis<10 THEN 1590 1570 PRINT#1;"But you missed the landing site! "; 1580 GOTO 1630 1590 IF dis<3 THEN 1620 1600 PRINT#1;"But you missed the spot by ":PRINT#1 USING"##"; dis::PRINT#1;" meters."; 1610 GOTO 1630 1620 PRINT#1;"And you landed right on target! "; 1630 FOR i%=0 TO 520*5:NEXT 1639 REM *** Shall we try a return to earth? 1640 IF fuel=0 THEN 1760 1650 OFF KBD 1660 PERFORM moveto(%0,%191) 1670 PRINT#1;"Earth calling - return home "; 1680 PERFORM moveto(%0,%183) 1690 PRINT#1; SPC(38); 1700 velx=0:vely=1:land%=1:thrustup=7:thrustside=0 1710 FOR i%=0 TO 520*5:NEXT 1720 PERFORM moveto(%0,%191) 1730 PRINT#1;"LEM computer engaged - returning home"; 1739 REM *** Clear typeahead buffer 1740 PERFORM control(%5,%a\$)".CONSOLE" 1750 GOTO 730 1760 PERFORM moveto(%0,%191) 1770 PRINT#1;"No fuel remaining. Enjoy your stay! "; 1780 FOR i%=0 TO 520*5:NEXT 1790 GOTO 420 1799 REM *** KBD routine 1800 IF KBD=27 THEN 1900 1810 IF KBD=8 THEN thrustside=(thrustside<>1) 1820 IF KBD=21 THEN thrustside=- (thrustside<>-1) 1830 IF KBD=10 THEN thrustup=7*(thrustup=-3)-3*(thrustup=7) 1840 ON KBD GOTO 1800 1850 RETURN 1900 TEXT:HOME 1910 FOR i%=0 TO 3:PERFORM release:NEXT 1920 INVOKE 1930 RUN"HELLO" 1999 REM *** Read screen to see if about to touch moon 2000 color%= EXFN%.xycolor:PERFORM moverel(%0,%-1) 2010 color%=color%+ EXFN%.xycolor:PERFORM moverel(%1,%0) 2020 color%=color%+ EXFN%.xycolor:PERFORM moverel(%0,%1) 2030 color%=color%+ EXFN%.xycolor 2040 RETURN 2100 DATA "0000","1C00","3E00","3E00","3E00","1C00","2200","4100" 2105 DATA "0000","0000","1FE0","0000","0007","E7DE","0000","003F" 2110 DATA "E783","0000","00FF","F313","0000","01FF","E110","0800" 2115 DATA "0304","1051","FC00","0753","C037","FE00","0FB7","C007" 2120 DATA "FF00","1FFF","003F","FF80","3FFF","003F","BC40","7FFF" 2125 DATA "003C","C3E0","7FFE","0018","67E0","FFFE","0003","01F0" 2130 DATA "BF8C","000F","C7F0","9F04","003E","FFF0","8F00","007F" 2135 DATA "FDF0","83E6","807F","FED0","80E0","007F","FF10","8067" 2140 DATA "007F","FF90","803F","F03B","FF90","401F","F803","FF20" 2145 DATA "401F","F807","FC20","201F","F803","FC40","100F","F801" 2150 DATA "F880","080F","F001","F900","0407","E001","F200","0207" 2155 DATA "E001","F400","0103","C001","F800","00C3","C001","F000" 2160 DATA "003B","C001","C000","0007","C01E","0000","0000","7FE0" 2165 DATA "0000" </pre>	<pre> AS - Input Character 170 180 420 1120 1150 1750 COLOR% - Summed Value of 4 Pixels 1000 1020 2000 2010 2020 2030 DELX - Incremental Distance in X Direction for Crater 1210 1230 DELY - Incremental Distance in Y Direction for Crater 1220 1230 DIS - Landed Distance from Pad 1510 1530 1560 1590 1600 EARTH% () - Array for Drawing Earth 140 180 480 FACTOR - Multiplier for Velocities and Positions 700 820 830 850 FLAGL% - Boolean Flag for Left Thruster; 1/On, 0/Off 870 950 950 FLAGR% - Boolean Flag for Right Thruster; 1/On, 0/Off 880 960 960 FLAGU% - Boolean Flag for Vertical Thruster; 1/On, 0/Off 890 970 970 FUEL - Fuel on Board Ship 710 730 740 750 760 770 1030 1090 1640 I - Loop Counter 590 600 610 1190 1280 1330 I% - Loop Counter 160 170 180 440 1630 1720 1910 LAND% - Boolean Flag for Flying Status; 1/Returning, 0/Flying 420 810 980 1100 1110 1130 1140 1710 LEM% () - Array for Drawing Ship 140 170 690 930 940 OLDX - X Location of Ship Before Move 840 930 OLDY - Y Location of Ship Before Move 840 930 PAD% () - Array for Drawing Landing Pad 140 160 635 SHIPX - Location of Ship in X Direction 650 690 840 850 870 880 890 910 920 940 950 960 970 990 1010 1200 1440 1510 SHIPY - Location of Ship in Y Direction 660 690 840 850 870 880 890 900 940 950 960 970 990 1000 1010 1020 1200 1510 SLOPE - Slope of Line for Drawing Terrain 580 600 SOUND\$ - String Variable Holding Characters to Generate Sound 150 770 780 THRUSTSIDE - Thrust in X Direction 720 740 800 820 870 880 1710 1810 1820 THRUSTUP - Thrust in Y Direction 720 730 800 830 890 1710 1830 VEL - Total Velocity of Ship 1160 1180 1190 1210 1220 1260 1270 1350 1380 1410 VELX - Ship Velocity in X Direction 670 820 850 1040 1160 1710 VELY - Ship Velocity in X Direction 680 830 850 1050 1160 1710 X - Random Number For RANDOMIZE 400 X% - X Position of Star 450 460 X1 - X Coordinate to Draw Landscape 510 520 580 590 600 X2 - X Coordinate to Draw Landscape 420 510 520 550 560 580 590 630 XLAND% - X Coordinate of Landing Pad 490 550 560 635 1440 1510 Y - Y Coordinate to Draw Landscape 600 610 Y% - Y Position of Star 450 460 Y1 - Y Coordinate to Draw Landscape 530 540 580 600 Y2 - Y Coordinate to Draw Landscape 530 570 580 YLAND% - Y Coordinate of Landing Pad 500 570 635 1510 </pre>
---	--

Helpful Hints

A Practical Guide To Keeping Your Apple /// Running Smoothly

If you have a helpful hint, please share it with other Apple /// owners by sending it to our editorial office listed below:

ON THREE, Inc.
Attn: Helpful Hints
123 Groveland Avenue
Riverside, IL 60546

SpreadSheet Repairing

by John Lomartire

I had a large Advanced Visicalc file that refused to load from a disk. Gave I/O Error time and again. Unfortunately, Adv. VC does not give you much more information so I was stumped on how to salvage this file since it represented a lot of work.

Then I remembered that Visicalc files are TEXT files, so I loaded the problem file into Applewriter. I found that repeated loadings produced different failure points, and by saving the listing with the most recovered data, and cleaning up any obvious problems (like an indicated cell with no information) I was able to load this corrected file into VC and cut down on the amount of cell-refilling that had to be done to get the spreadsheet up and running.

Bolting Down the Internal Disk Drive

by John Lomartire

If you have ever had to remove the internal disk drive on an Apple ///, you know that it is fastened to the case by a "metal lip piece" in the back and two Phillips head bolts in the front. Loosening up the back "metal lip" usually presents no problem, and removing the front two bolts is not exactly a problem, but requires that you use a Phillips head screwdriver with a long enough shaft to reach down about two inches to get to the bolts. When I have removed an internal drive, these two bolts, each accom-

panied by a small washer, generally fall out of the drive, and if I am lucky, into my hand.

When you are ready to re-install the drive, the back "metal-lip" can be positioned with relative ease, and if it is done correctly, you can look down the front end of the drive and see where the front "bolt slots" are aligned with the bolt holes.

Now comes the tricky part!

You cannot get fingers down inside the drive to start the bolt in the bolt hole. Also, the bolt-washer combination has a tendency to lose its washer and you don't want it or the bolt to drop onto the mother-board underneath because then you have a bigger retrieval job. Just dropping the bolt-washer assembly down onto the disk drive interior and then trying to align it with the bolt hole with a screwdriver, or other tool can be a frustrating and time consuming technique. I have successfully used a magnetic screwdriver to insert these bolts, but I am leery of getting magnetic fields near chips.

What I would recommend is this:

Take a 1 to 1 1/2 inch strip of Scotch tape and gently poke the bolt-washer combination through the middle of the tape so that the bolt and washer are on the sticky side of the tape. Insert a Phillips screwdriver in the bolt head slots and fold the sticky ends of the tape up over the shaft of the screwdriver. Now the whole assembly can be lowered into the drive, aligned with the bolt hole, and tightened. When you snug the bolt down tight, the screwdriver shaft will tear the tape, but a bit of tape in that particular location will do no harm and the amount of frustration that you have avoided has been great. If you are concerned about the excess tape, it can be removed with a tweezer or forceps.

**Remember, if you have a hint,
share it with us and we'll share it
with all Apple /// owners.**

Desktop Plan ///

This program speeds up and automates your financial and business planning. It is a highly organized planning, budgeting, and analysis package that guides you from original layout of your financial model through computerized calculations to final printout of boardroom-quality report using your Apple //. It can produce its own line and bar graphs. It can handle very large models, also. It guides you from start to finish with instructions that appear on the screen. The instruction manual has an illustrated tutorial section plus a reference guide. If you already own Visicalc, Desktop Plan // is better. You can even transfer your Visicalc spreadsheets directly to Desktop Plan //.

Desktop Plan originally sold for \$300.00. You can now have the original, complete Desktop Plan // for only \$23.00 plus \$2.00 to cover shipping. Supplies are limited, so send your order before we run out --- first-come-first-serve.

Mail your check for **\$25.00** to
AIM Outlet, 3010 N. Sterling Ave.,
Peoria, IL 61604

Apple //'s For Sale

I you've been looking for a spare or backup Apple //, now's the time to get one. The powerful Apple // computers with monitor & a 90 day warranty is now available from ON THREE.

Save hundreds of dollars on one of the worlds finest microcomputers. Please add \$35 for shipping, handling and insurance.

The **512K** Apple // with monitor is now **only \$799** and a **256K** Apple // with monitor is **only \$399**.

Don't be caught with a dead Apple //, get an extra one today!

Side Print ///TM

For years people have been asking if there was a way to print very wide spreadsheets sideways on the Apple //. Until now there wasn't. But with our new Side Print // you can print your // E-Z Pieces, VisiCalc and Advanced VisiCalc spreadsheets sideways on your Apple DMP, ImageWriter, Epson or OkiData brand printers.

Side Print // is available today for only \$29.95 plus \$3 for shipping and handling.

ON THREE O'Clock

Did you know that the Apple // has provisions for a built-in clock and calendar? The ON THREE O'Clock is easy to install and does not require a slot. Compatible with all Apple // programs, simply save your files and the time and date will be saved along with it. You can then use the System Utilities or other file listing utility to see the date that files were created or modified.

Includes battery holder, cable, micro chip and easy to follow instructions for installation and use. Batteries not included. Now only **\$39.95+\$3!!!**

AUTHORS WANTED!

We are accepting article submissions for review and possible publication from readers who are willing to share their Apple // knowledge and experiences with others. If you would like to contribute to the pages of ON THREE Magazine, here's your chance! We're looking for articles of general interest, short programs, tutorials, hints on getting things done easier & more efficiently, games and anecdotes. Anything goes!

Just send your article or program on diskette to ON THREE. If it's chosen for publication we will check it for accuracy and even correct those silly spelling errors. Before you know it, you will become a rich (at least in spirit) and famous author. Your work will be read worldwide, by a captivated & spellbound audience.

For a copy of our author guidelines, please send a self-addressed, stamped envelope to **ON THREE Magazine, 123 Groveland Avenue, Riverside, IL 60546**, or give us a call at (708) 447-3924.

Apple's Andy Hertzfeld on the Apple ///

by David Ottalini

A Quick Talk With Andy Hertzfeld

David Ottalini is the chairperson for the Apple /// SIG (Special Interest Group) of Washington Apple Pi, a national user group. Washington Apple Pi has SIG's for every Apple. For further information contact:

David Ottalini
906 Robin Road
Silver Spring, MD. 20901
(301) 681-5792

During Washinton Apple Pi's 10 Year Anniversary Celebration this past December, I had a chance to conduct a very quick interview with Andy Hertzfeld. He's a long-time Apple employee (a member of the original Mac team) who gave the Keynote Address at the Anniversary Dinner. Andy spoke very kindly about our ///, calling it an "Apple // with glands"! Below are some additional comments about SARA:

When did you first get started with the Apple ///?

A few weeks after I got started at Apple in August, 1979. I saw this prototype a technician was building on his workbench along with Wendell Sander, the designer of the machine. In those days, they would be changing the hardware every day, since the design of the machine was not frozen. And since I was interested in all these new features the hardware had, I would help test them out the day they got it going.

What about the "Running Horses" display?

I did that to test the downloadable character set feature in the Apple /// just a few days after they put it in. I was thinking "What impressive thing could I get up on the screen that would be very hard to do without that?" And I conceived that putting all these colored horses all running at once could be too much to plot on the HiRes screen. But with a downloadable character set, I could make 16 horses run as quickly as just one by download-

ing the characters. So I got these nice bit maps that Charley Kelner had digitized, for a program on the Apple // called Animatrix. I just converted them into a character set format and read the appropriate software to download them. What people don't know is that while "Running Horses" is the most famous, there's another, a sort of spin-off of that program: a turkey vulture! There was also an animation of that, but it's not as commonly known.

Where did the Apple /// fit in Apple's product line?

In the time frame that it was designed, the Apple /// was the high end of the Apple line. It was conceived as being the "big brother" of the Apple //, more suitable to business applications. The way things evolved, it sort of got displaced by other products. Essentially, the IBM PC beat the pants off it and so it never really caught on and eventually fell into obsolescence.

What are some of the things that were developed on the /// that found their way into other Apple machines?

The most obvious was ProDOS.² The ProDOS file system lives on today as the mainstream that everyone uses on the Apple //. A lot of the other techniques developed for the Apple /// worked very well. I did the Macintosh operating system and I was very familiar with the Apple /// and especially in the I/O system of the Macintosh I was influenced by the Apple /// operating system.

David Ottalini is also the author of Three Works, a compilation of everything ever created for, written about and available for the Apple ///.

You can help support David in his continuing efforts on behalf of the Apple /// community by purchasing a copy of Three Works from ON THREE, TAU, or directly from Washington Apple Pi.

Disk Drives For All Of Your Apple /// Storage Needs

Are you tired of swapping floppies? Tired of the few minutes it takes to boot your system each morning? Sick of not being able to save your files on those tiny 140K disks? Well, have we got a deal for you! No matter what your need we have a disk drive that fits the bill.

You can get a 20 or 40 Megabyte hard disk drive or a 3.5 inch 800K drive from ON THREE. A 20 megabyte hard disk is the equivalent of over 140 floppy disks, all in one convenient and easy to use place.

With the Sider brand of hard disks or even the 800K micro-floppy disks, you can eliminate the floppy disk shuffle forever. Store all of your files on the Sider or 800K drives and get to them so much faster. The Siders are over 10 times faster than a regular floppy disk and far more reliable. Never again will you need worry about losing or damaging a diskette.

ProFile Upgrade Program

How long have you had your 5 megabyte Apple ProFile hard disk? Two years, three, four? Have you ever wondered what it would be like to use the latest technology Sider hard disks & enjoy the much greater speed & reliability? Do you ever get worried about you old ProFile breaking down?

If you have any of these questions, we have the answer - **Upgrade Today!** Our new ProFile upgrade program is designed for every Apple /// user that has a ProFile hard disk. Simply order our Sider 20 or Sider 40 hard disk drives and we will give you a \$150 rebate on your old ProFile! If you have two ProFile's we'll give you up to \$300 off the price of a Sider. Now you can get the best hard disks for as little as \$599!

* After ordering a Sider, return your old ProFile with interface card, cabling and power cord within 60 days to obtain the \$150 rebate for each ProFile (limit 2 rebates per Sider order). Your ProFile must be in good working order as we will not accept non or barely-working drives.

Sider 40 T Hard Disk

The latest in a line of inexpensive yet very fast hard disk drives for the ///, the Sider 40 T (Turbo) 42 megabytes* of storage for your Apple ///.

The Sider's are by far the fastest hard disk drives available for the Apple /// and are the most reliable. With an average access time of 3 times faster than a ProFile, the Sider 20 is very fast, but the Sider 40T is an incredible 7 times faster!

Attractively styled to fit next to your Apple ///, the Sider 40T is now priced at **ONLY \$1299 + \$35 s/h.**

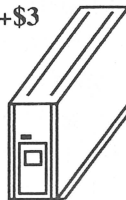
* Because the Apple /// can only handle disks of up to 16 megabytes in size, the Sider 40 T is partitioned into 3 volumes. Two are 16 megabytes in size and the third holds the remaining 10 megabytes. The Sider 40 T will not work in Titan ///+I/e emulation mode, you should use the Sider 20 for that.

UniDisk ///.5 800K Drive

The UniDisk ///.5 is a regular Apple 800K 3.5 inch disk drive for your Apple ///. If you have a hard disk but hate making back-ups, the UniDisk is for you! Back up an entire ProFile with just seven micro-floppies! No hard disk? Then this is a great way to say goodbye to your floppies! With Selector or Catalyst you can store all of your programs on the UniDisk and switch between them in seconds. The new 3.5 disks are so small they can easily fit into your shirt pocket but they're a lot tougher than regular 5.25 inch floppies. Complete with 800K drive, interface card, cabling, driver disk and complete instructions. All for **ONLY \$499+\$10!**

We also offer just the Apple /// driver and documentation for those who want to get the UniDisk elsewhere. **\$50+\$3**

The Sider 20 Hard Disk Drive



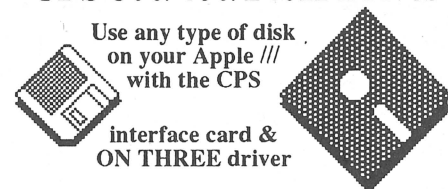
If you have a Titan ///+I/e board your

choices have been very limited if you want a hard disk that worked in ///+I/e emulation mode. The Sider 20 expands your options by working in the native Apple /// mode, the Apple II & Titan ///+I/e emulation modes.

You can store your files on the hard disk in the regular Apple /// mode, then switch to the emulation mode and access those same files with all of your Apple II programs.

The Sider 20 comes complete with interface card, Apple /// driver disk, documentation and cabling. The Sider 20 even supports Apple II DOS, Pascal and Apple II CP/M partitions through it's powerful installation utility. The Sider 20 is a truly great hard disk. **Now only \$799+\$35**

CPS 800/400/140K Drives



Use any type of disk on your Apple /// with the CPS

interface card & ON THREE driver

While many of you select the UniDisk for your expanded storage needs, many /// owners have told us they wanted a low cost alternative to the the 800K Apple UniDisk 3.5 drive, for main storage or for backups.

With our new Universal CPS Driver, you've got it! The CPS interface card allows you to attach an Apple 3.5 drive and a 5 1/4 inch drive, or a Apple 3.5 and a CPS 800K drive, or a CPS 800K drive and a Mac 400K drive or any Apple II 5 1/4 inch drive.

Any combination will automatically be recognized by our new Universal CPS Driver. No need to re-configure your driver files, it's all automatic! Includes the driver disk and instructions for installing the CPS interface card and all disk drives. We even carry the CPS interface card, 800K, 400K and 140K floppy disk drives with some of the lowest prices around!

Universal CPS Driver: \$50+\$3
Universal CPS Driver & Universal CPS Interface Card: \$149+\$5

CPS 800K Drive: Now only \$249
CPS 400K Drive: \$149
CPS 5 1/4 inch 140K Drive: \$139
Add \$6 s/h per drive ordered

NEW Product:

The Sider D7T

The Sider D7T (Turbo) is the latest in the line of low cost, high performance Apple /// disk drives from ON THREE. The largest drive ever offered for Apple /// users, the D7T can hold about 62 megabytes of programs and data. Best yet it has an average access of only 28 milliseconds, making it the fastest hard disk available for the Apple ///. And to top it off, the Sider D7T is a SCSI hard disk which means you can also use it on your Macintosh or any other computer with a SCSI port.

Because of limitations within the Apple ///'s operating system, the Sider D7T is partitioned into four volumes. The first three volumes hold 16 megabytes each and the last volume holds 14 megabytes of data for a total of 126,874 blocks. The Sider D7T costs only \$1599 plus \$35 for shipping & handling and is available for immediate delivery.

Incredible new prices on our entire line of Sider hard disk drives

For a limited time, due to lowered costs on our Sider brand of hard disk drives, we're able to pass these savings on to you.

The Sider 20 hard disk is now **only \$799**. The Sider 40T is now **only \$1299**, that's down \$200 from the regular list price. With our newest Sider, the D7T which is priced at **only \$1599**, we now offer a complete line of hard disks for all of your needs.

From the budget conscious to the power user who demands performance and a great price, we have your hard disk needs covered.

Remember, all Sider's carry a full one year warranty on parts and labor and are the performance leaders.

Draw ON /// - The Apple /// Graphics Tool

Have you ever wanted to simply draw, sketch out floorplans or put together some artwork on your Apple ///? If so you need **Draw ON /// - The Best Graphics Program For The Apple ///**. You can draw circles, boxes, lines - enter text in a variety of sizes and styles, pickup, move and copy objects from libraries of screen images, shrink, expand, rotate, invert and texture images on the screen - **In Black/White AND Color!** You can zoom in on a particular portion of the screen to do very finely detailed work. And with our *Brush* capability, you can use any object on the screen as a drawing tool.

Features such as rubber-banding of lines, user adjustable grids and easy to follow menus make Draw ON the only graphics package for the Apple /// that is both powerful and easy to use. Draw ON gives an individual tremendous power. You can use it in creating charts, preparation of slides and tables for presentations, and letterhead design. You can make changes to the dull graphics that your other programs create by adding borders, textures and different typefaces. Even CAD applications, drafting and flowcharting are now possible on your Apple /// with Draw ON ///. Combined with an excellent instruction manual, you can be doing useful work in less than an hour.

So you know the product. It's the most popular graphics program on the market for the Apple ///. Draw ON /// is the standard for drawing, painting and creating images on the Apple ///. Draw ON /// works with the joystick, mouse, graphics tablet (\$20 extra) and the new TrackBall /// to provide page after page of great looking charts, graphs or other drawings. Why don't you have it? Don't you want a graphics program, or is pencil and pen good enough? If you've been waiting for the price to drop, wait no longer. For a limited time, order Draw ON /// for **\$100 OFF** its regular price of \$179. For **ONLY \$79** plus \$5 for shipping and handling order the best graphics program for the Apple ///.

When ordering please specify the printer & interface card you are using. We support almost every printer connected to the PKASO and PKASO/U interface cards and the Apple DMP, ImageWriter and Epson (MX, FX and RX) line of printers via any interface card or connected to the RS-232 port on the back of the Apple ///. Draw ON /// requires a 256K or 512K Apple ///. Works perfectly with Selector /// & Catalyst and may be installed on your hard disk for quick access.

Desk Accessories (Available From All Programs)

The Desktop Manager

The Desktop Manager (TDM) is a utility that allows you to use desk accessories like those on the MacIntosh™. They are utility programs that you use within other programs. You can be using /// E-Z Pieces or any other Apple /// program and a simple keystroke will freeze your program and display the TDM menu. Simply highlight the accessory you want, press RETURN and in a moment it will be up and running. When you're finished, press escape and you'll be right back in your program.

With TDM you can throw away your paper, pen, calculator, appointment book and more! We've included a number of standard features to enhance your productivity. TDM is also expandable. You can design the system that best suits your own needs. TDM has a built in: Note Pad, Appointment Calendar, Calculator, Pickup & Paste, Built-in self help screens and more.

Add new accessories such as macros, disk utilities, a communications program, games and more at any time.

The Desktop Manager requires an external disk drive of any capacity and a 256K or 512K Apple ///. TDM uses about 32K of memory. A hard disk or large capacity floppy disk drive is highly recommended. Works with Selector, Catalyst and ALL other Apple /// programs. Only \$69+\$6.

ASCII Chart

This Desktop Manager add-on lists the decimal, hexadecimal and corresponding character values of all ASCII keyboard characters. A second screen shows the decimal and hexadecimal equivalents of keypresses which include the control key. Keypress table can be invaluable when you need to know printer commands to enable different printer modes. Only \$9.95+\$3.

The Communications Manager

The Communications Manager (TCM) is a powerful tool that allows your Apple /// to communicate or talk to other computers or services such as Dow Jones™, CompuServe™, The Source™ and others. Complete VT-52 terminal emulation makes this program really powerful.

You can record incoming text to a printer or disk file for later viewing and transmit standard ASCII and Pascal Textfiles automatically. TCM has every feature of the other Apple /// comm. programs plus error free transmission of files via the popular XModem & Binary II transfer protocols.

TCM also supports Turbo Downloading for ultra fast file XModem downloads. Turbo downloading gives 2400 baud performance on 1200 baud modems!

TCM Continued...

Included with this package is a version of TCM that runs as a stand-alone program and a version that can be run as an accessory under The Desktop Manager. If you have The Desktop Manager you have the best of both worlds! You can be inside /// E-Z Pieces or VisaCalc and send a spreadsheet or data base file directly. Only \$29.95+\$3.

Disk Manager

This TDM add-on allows you to list, copy, delete, rename, lock/unlock files and list the devices, copy, format, rename and verify disks. Virtually all the features of the System Utilities available in an instant. If you've ever typed in info. and then found that you didn't have a blank disk to save it on, the Disk Manager can be a lifesaver.

Are you sick of not being able to remember the names of certain files? Worry no more - It's Disk Manager to the rescue! You can even copy files to the printer! Instead of the few minutes that it takes to boot the System Utilities, Disk Manager is ready in a few seconds and it takes no additional memory away from your programs! \$24.95+\$3

The Graphics Manager

The Apple // version is being acclaimed as the best graphics printing program *EVER!* The Apple /// version is even better! The Graphics Manager (TGM) allows you to take any Apple /// black/white or color and any Apple // black/white hi-res, color or double hi-res. color or Print Shop image and print it the way you want it!

Sophisticated image analysis lets you take your entire picture, or any portion of it, and expand it to fill an entire page or shrink it down to a small section. Rotate, invert or flip the image to suit your needs. TGM is the *ultimate graphics printing utility!*

Included with this package is a version of TGM that runs as a stand-alone program and a version that can be run as an accessory under The Desktop Manager. Learn what people in the Apple // world are all talking about! Get the original! Get The Graphics Manager /// today! \$29.95+\$3

Macro Manager

One of the most popular add-on accessories for TDM. It's a keyboard macro program that can redefine any keystroke to be a series of keys. Thousands of keystrokes may be assigned to a single key.

You can set a certain key to contain the name of a city, state, zip code or any other commonly typed item. Phone numbers, salutations or *anything that you type* can be setup to as a macro and played back at a moments notice - via a single keypress!

Macro Manager Continued...

Our innovative Macro Recording lets you type in the information as you usually do and will automatically assign you a key. You can use up to 50 different macro keys at once and switch between sets of macros (MacroMaps™) in just a few seconds.

The Macro Manager eliminates repetitive typing and improves your personal productivity by making the /// faster and easier to use than ever before. Like all the other TDM accessories Macro Manager uses no additional memory. Only \$24.95+\$3.

Super Accessories Disk #1

Contains the following TDM accessories: Printer Setup lets you send complex controls to your printer via menus, TypeWriter, Labeler, New Desktop Setup allows better control over the Clipboard, Make Subdirectory, Menu Manager which provides submenus so you'll have an infinite number of accessories on your Apple ///.

Best of all, each accessory has built-in self help screens and the standard ON THREE power and ease of use. Only \$29.95+\$3.

Super Accessories Disk #2

Contains the following TDM accessories: File View lets you view another file within a file: Change Font: Show Time (no need to go back to Systems Utilities to change the date or time) plus there's an elapsed timer in this module: Change File Type; File Print, Print Screen better than screen dump, you can opt to Print Screen, Form Feed Printer or Line Feed Printer: Reload and Exit: PKASOU commands and The Warning Module. Only \$19.95+\$3.

Super Accessories Disk #3

Contains the following TDM accessories: Accessory Manager lets you customize your TDM menus, rename accessories & more. Character rulers displays rulers on the screen to help you align text. Hex View/Hex Print lets you view or print any file in hexadecimal form. Info Help lets you enter any type of info into a TDM window for instant recall. SOS Errors is an Info Help accessory that lists all SOS errors. Block View/Edit is a powerful disk block editor. Included are both a stand-alone and TDM version. A great value at only \$24.95+\$3.

Extra-Special Sale

For a limited time, in addition to the fantastic sale prices of The Desktop Manager and its add-on accessories (already 25-50% off), you can get the main accessories along with ANY two add-on accessories for **ONLY \$99 + \$9 s/h.** At these low prices we may have trouble keeping them on the shelf so hurry and order your copy today!

MOVING?

If you are in the process of moving, please give us a *minimum* of one months notice. Because the magazine must be printed and mailed prior to the date on the cover and because it takes us a short while to update our records, tell us before you are moving. Doing so will assure that your copy of ON THREE won't be lost in the mail or get to you late.

DeClassifieds

FOR SALE: We have five CPS 800K drives for the Apple ///, complete with interface card, driver software and documentation left on the shelf and want to move them out so we're having a sale!

Normally priced at over \$400, you can get yours today for only \$299 plus \$10 for shipping and handling. This sale is limited to product on hand so call and order yours today! Call ON THREE at (206) 659-6245 to place your order!

If you have something to sell, or are looking for a hard to find item, try our DeClassified section - it's worked for hundreds of people just like you!

DeClassifieds Work!

Been searching for hard to find hardware or software? Need to sell some excess equipment? Try an inexpensive DeClassified ad! Our readers tell us that they really get results! Place your ad by phone or mail. All copy must reach us 30 days prior to publication date, e.g. April 1 for the May/June issue.

Rates \$2 per word \$25 minimum.

Subscriber discount \$1 per word, \$15 minimum.

Mail your copy with payment to:

**ON THREE DeClassifieds
P.O. Box 1193
Lake Stevens, WA 98258
Or Phone (206) 659-6245**

Uncopyprotect Driver

The Uncopyprotect Driver allows you to make backup copies of AppleWriter ///, VisiCalc /// and Advanced Visicalc. It also allows you to install those programs on hard disks and eliminate the need for key disks.

Protect your original copies of these valuable copy-protected programs and order your Uncopyprotect Driver today. Priced at only \$29.95 plus \$3 shipping and handling - **This is the one of the few programs you must have!**

How Would You Like A Fast, Reliable And Easy To Use Hard Disk Backup?

After years of complaints about Backup /// being too slow and in many cases losing people's important information we've decided to do something about it. We know that many people *never* backup their hard disk because Backup /// is sooooo slow or because they've had a problem with it losing information.

A while back we started work on a product we call Go Back. If you're sick and tired of the time it takes to backup your hard disk with Backup /// or the System Utilities, Go Back is what you need.

Go Back is written entirely in assembly language for speed, is four to five times faster than Backup /// and much more reliable. We guarantee it!

We were about half-way finished with the project when we stepped back, took a look at the potential market and asked ourselves, "Will there be enough sales to warrant finishing Go Back?"

If there's enough interest in Go Back we will complete it. Now we **don't** want you to send in your money, or give us a credit card number. All we want is your assurance that you will buy Go Back if we spend the effort to finish it. Actually, we want the assurance of at least two hundred people.

If you want a reliable, very quick and inexpensive (around \$50) program for backing up your hard disk, drop us a note or give us a call at (206) 659-6245. Just leave your name and address so we can notify you if and when the project is finished.

Lazarus ///

Lazarus /// allows you to restore or undelete almost any file which you've accidentally deleted. Completely menu driven, it's incredibly easy to resurrect your deleted files. One wrong keypress can send a months worth of work into limbo. The right keypress with Lazarus /// will recover it in a few short seconds. Lazarus /// is normally priced at only \$49.95. For a limited time you can get a copy for only \$39.95 + \$2 s/h.

Next Time In ON THREE:

**Boggy Marsh
Finding Parts For The Apple ///
Gary Ricker's SS Problems Are Solved**

Fantastic Products For Your Apple ///

///**E-Z Pieces**

///**E-Z Pieces** is a fully integrated spreadsheet, word processor and data base manager rolled into one program. ///**E-Z Pieces** combines the power of the three most commonly used programs with the ability to quickly and easily transfer data among them. This program was written by the author of the Apple II program AppleWorks - the best selling software package on any computer!

AppleWorks & ///**E-Z Pieces** look and function exactly the same, even the data files can be swapped between II and the Apple ///**E-Z Pieces**. It utilizes the full memory available in your Apple ///**E-Z Pieces**, 180K on a 256K Apple ///**E-Z Pieces**, 414K+ on a 512K machine! This best seller was originally \$245. You can get your copy for only **\$135+\$3.50 s/h**.

Modems For The Apple ///

If you want to enter the wonderful world of communications, an ON THREE modem is all you need. For a limited time, both our 1200 baud and the faster 2400 baud modems come with the Communications Manager. With it you can talk with other Apple ///**E-Z Pieces** users on CompuServe™, the Source™, Dow Jones™ and other information services. Even connect directly with another PC!

Fully Hayes compatible our modems are an exceptional value as they include both communications software and all necessary cabling. 1200 BAUD modem is **ONLY \$129.95** and our 2400 BAUD modem is **ONLY \$249.95**. \$10 for s/h on either modem.

Do You Use Draw ON Or The Graphics Manager?

If so you should have an Apple Mouse or the new Trackball ///**E-Z Pieces**. With the mouse or trackball, using Draw ON will be that much easier. ON THREE has a good supply of both the Apple ///**E-Z Pieces** mouse which works in either the Apple ///**E-Z Pieces** or ///**E-Z Pieces** and the TrackBall ///**E-Z Pieces**.

StemSpeller - ///E-Z Pieces Spelling Checker****

Compatible with standard ASCII files, Pascal Text, StemWriter and ///**E-Z Pieces** word processing files, StemSpeller ///**E-Z Pieces** is fast and very easy to use. It has a 50,000+ word main dictionary and the ability to create auxiliary dictionaries of words you commonly use. Written in 100% assembly language for speed and comes as a standard interpreter that can be run by itself or loaded and run under Selector or Catalyst. In stock and available today. Originally priced at **\$69.95**, StemSpeller ///**E-Z Pieces** is available for a limited time at **only \$49.95 + \$5 s/h**.

StemWriter ///

This new word processor from Australia lets you view two files simultaneously and combines all of the features you wanted most into a powerful document processing system! Now you can design your own templates, make headlines, adjust column width, utilize on-screen over strike & underlining, date stamp documents, count words, label and personalize form letters. StemWriter has four levels of subscripts and superscripts, utilizes a desktop like ///**E-Z Pieces** and the four arrow keys to "see and point". It also uses the full memory available in your Apple ///**E-Z Pieces**. Has redefined numerical keypad, and file managing on built-in utilities program. Many more state of the art features! Originally \$99, for a limited time you can get StemWriter for **only \$79.95!**

ON THREE, Inc.

Your Apple ///**E-Z Pieces** Experts
P.O. Box 1193
Lake Stevens, WA 98258

**BULK RATE
U.S. POSTAGE
PAID
Permit No. 776
Everett, WA**

Please check your address label. To the right of your name is your expiration date. If it says **Nov 89** or **Dec 89** then your subscription has just run out. Please renew for another year for the low price of only **\$20**.