

OTHER

GS Interiors

OBJECT	KEY	DIMENSION			TOP VIEW
		Depth (Distance from floor)	Width	Height	
Bar, Stools	Shf-G	38	48	36	
Bookcase	Opt-A	12	32	38	
Chair 1	C	22	20	33	
Chair 2	Opt-C	16	20	36	
Curtain	X	5	19 (2'8")	42	
Desk	Shf-D	30	60	30	
Door	D	3	36	80	
Ceiling Lt Fixture	Opt-L	12	12 (6'6")	9	
Light 2 (hanging)	I	16	16 (5'5")	24	
Lamp (floor)	Opt-I	16	16	56	
Mirror	M	1	31 (5')	18	
Round Mirror	Opt-M	1	20 (5')	20	
Picture (framed)	P	1	14 (4'6")	18	
Picture, Mirror	Opt-P	1	24 (4')	16	

OTHER

GS Interiors

OBJECT	KEY	DIMENSION			TOP VIEW
		Depth (Distance from floor)	Width	Height	
Plant (potted)	Opt-O	19 (1'6", sits on E. table)	16	18	
Plant (hanging)	Shf-O	12	12 (5'6")	28	
Poster, Mirror	Shf-P	1	22 (3'6")	33	
Rocking Chair	Shf-C	28	26	40	
Computer/TV	Shf-N	20 (2'6", sits on desk)	20	20	
Window 3 (picture)	Shf-W	3	62 (2'8")	42	
Window 1 (framed)	W	3	20 (3'6")	30	
Window 2 (plain)	Opt-W	1	25 (3')	36	
File Cabinets	Shf-F	26	14	28	
Room Divider 1	Q	3	96	72	
Room Divider 2	Opt-Q	3	72	72	

CAPS LOCK DOWN: Diagonal of object on top view
: Left side on side views

KITCHEN

GS Interiors

OBJECT	KEY	DIMENSION			TOP VIEW
		Depth	Width	Height (Distance from floor)	
Cabinet Drawers	K	24	18	36	
Cabinet (high)	Opt-K	14	18 (4'6")	30	
Cabinet (low)	Shf-K	24	18	36	
Counter End	Opt-J	24	12	36	
Dishwasher	Opt-D	24	24	36	
Freezer	Opt-F	28	48	32	
Microwave/TV Cart	N	20	26	32	
Microwave/TV	Opt-N	20	26	16 (2'8", sits on cart)	
Refrigerator	Opt-R	28	24	60	
Sink (dbl)	J	24	48	36	
Range	Shf-R	24	36	36	
Table	Opt-G	48	48	30	

CAPS LOCK DOWN: Diagonal of object on top view
: Left side on side views

MENU COMMAND KEYS









- | | |
|---------------------------------|-----------------------|
| ⌘ A = Select All | ⌘ U = Unlock |
| ⌘ B = Move to Bottom | ⌘ V = Paste |
| ⌘ C = Copy | ⌘ W = View |
| ⌘ F = Choose Font | ⌘ X = Cut |
| ⌘ G = Group | ⌘ Z = Undo |
| ⌘ H = Ungroup | ⌘ ~ = Rotate Left |
| ⌘ K = Close | ⌘ = Rotate Right |
| ⌘ L = Lock | ⌘ " = Flip Horizontal |
| ⌘ M = Show/Hide
Measurements | ⌘ : = Flip Vertical |
| ⌘ N = New | |
| ⌘ O = Open | |
| ⌘ P = Print | |
| ⌘ Q = Quit | |
| ⌘ R = Show/Hide
Rulers | |
| ⌘ S = Save | |
| ⌘ T = Move to Top | |

OBJECT GROUPS

- ⌘ 1 = Living room
- ⌘ 2 = Dining room
- ⌘ 3 = Bathroom
- ⌘ 4 = Kitchen
- ⌘ 5 = Bedroom
- ⌘ 6 = Other
- ⌘ 0 = Custom
- ⌘ + = Save to

BEDROOM





GS Interiors

OBJECT	KEY	DIMENSION			TOP VIEW
		Depth	Width	Height (Distance from floor)	
Bed (double)	B	60	80	40	
Bed (single)	Opt-B	36	80	30	
Beds (bunk)	Shf-B	39	80	68	
Dresser (double)	Opt-U	20	52	33	
Dresser (single)	U	20	32	38	
Table (bedside)	Shf-U	18	20	28	
Vanity	Opt-V	18	52	28	
Vanity (w/mirror)	V	21	52	42	

CAPS LOCK DOWN: Diagonal of object on top view
: Left side on side views














BATHROOM

GS Interiors

OBJECT	KEY	DIMENSION			TOP VIEW
		Depth	Width	Height (Distance from floor)	
Bathtub 1	Y	32	60	16	
Bathtub 2	Opt-Y	52	52	16	
Bathtub 3	Shf-Y	52	52	18	
Hamper	H	16	24	30	
Mirror (lighted)	Shf-M	5 (2'6", sits on Sink 2)	36	36	
Shower 1	Opt-X	30	30	76	
Shower 2	Shf-X	32	30	76	
Sink 1	Z	22	34	33	
Sink 2	Opt-Z	22	36	34	
Sink 3	Shf-Z	33	36	36	
Toilet	Shf-V	24	20	28	









LIVING ROOM

GS Interiors

OBJECT	KEY	DIMENSION			TOP VIEW
		Depth	Width	Height (Distance from floor)	
Armchair	A	28	28	30	
Coffee Table	Shf-E	20	48	15	
Fireplace	F	5	48	36	—
Lamp	L	16 (1'6", sits on E. table)	16	28	
Ottoman	O	26	26	18	
Piano	Shf-A	60	56	40	
Recliner	R	35	30	37	
Sofa	S	32	72	36	
Modular Sofa	Opt-S	34	22	30	
Modular Sofa End	Shf-S	34	28	30	
Wood Stove	Shf-Q	28	20	28	
End Table 1	E	32	22	26	
End Table 2	Opt-E	32	22	18	
Game Table	G	32	32	28	

DINING ROOM

GS Interiors

OBJECT	KEY	DIMENSION			TOP VIEW
		Depth	Width	Height (Distance from floor)	
Buffet	Opt-H	17	44	32	
Cabinet (high)	Shf-I	14	32 (5')	30	
China Top	Shf-H	17 (2'6", sits on Buffet)	44	40	
Cupboard	Shf-J	18	40	68	
Light (hanging)	Shf-L	24	24 (5'7")	24	
Table 1	T	40	56	28	
Table 2 (round)	Opt-T	48	48	28	
Table 3 (rounded)	Shf-T	40	56	28	

**CAPS LOCK DOWN: Diagonal of object on top view
: Left side on side views**