
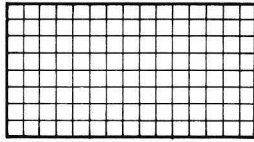
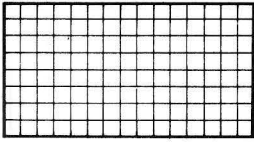
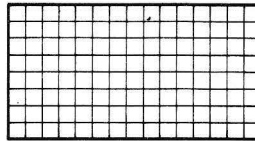

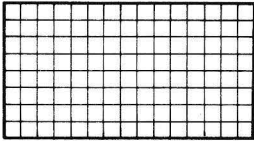




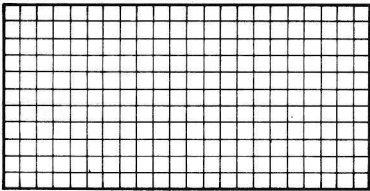
Brøderbund Software

ARCADE MACHINE SHAPES



SMALL



MEDIUM



LARGE




Bruderbund Software

ARCADE MACHINE PATHS

PATH # _____

(240,2)

(1,2)



(240,240)

(1,240)