



Serving the needs of Apple ][ Users in the central region of Germany.

Volume 2, No. 4

Apple ][ Users Edition

April 1992

## Welcome to the Second Annual Computer Expo !

The Second Annual Computer Information Exposition will be held on April 25, 1992 from 9:30 a.m. to 6:00 p.m. at the Haus des Burgers at Ramstein-Miesenbach.

The Expo is sponsored by the Ramstein FOG Computer Group and Kaiserslautern Apple Users Association & Ramstein Apple Computer Club.

The Expo will showcase the different computer hardware and software products from several vendors. It will also feature several booths from all the computer

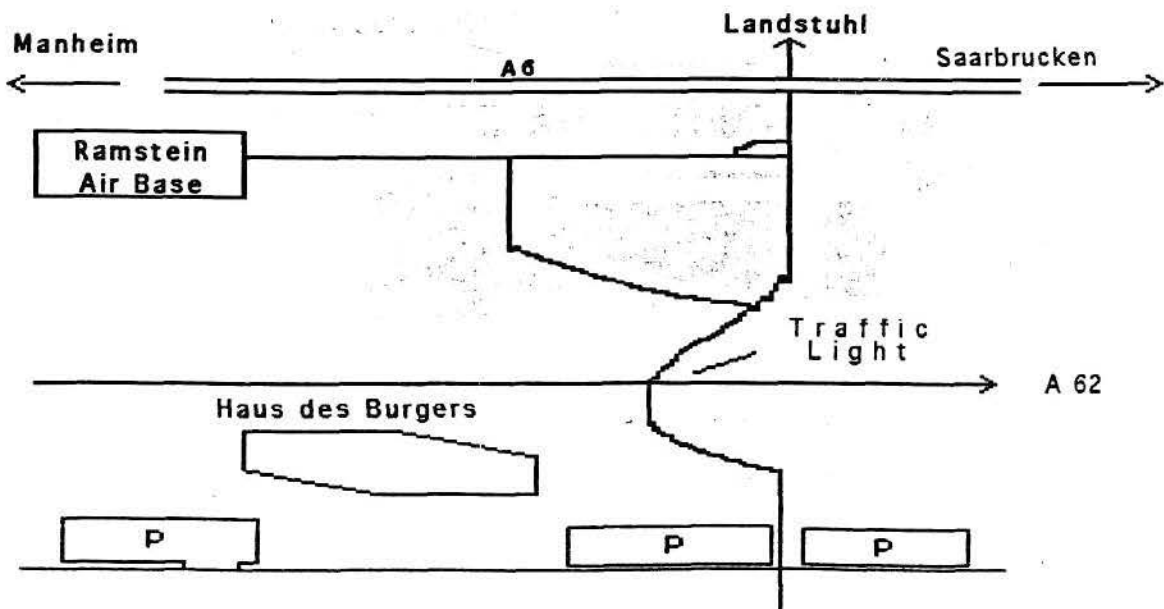
clubs in the Kaiserslautern area representing Apple, Atari, Amiga, Macintosh and IBM-PC compatible computers.

Michael Berger, our project manager and representative to the Expo committee says several classes on Database, Spreadsheets, and Word Processing will be offered during the Expo.

In addition, talks on hardware, software, viruses, and the future of computers will be conducted by several featured speakers in

adjacent rooms. Apple-specific talks will center on AppleWorks Classic, AppleWorks GS, HyperStudio, and Graphics.

There will be several items given away by the different organizations and vendors. The vendors will also demonstrate and sell their products on site. The users group present will offer help and share their knowledge to attendees. Shareware and freeware software will also be available from the different users group for a nominal fee (please bring formatted disks at the Expo).



## ImageWriter II Maintenance

by Michael King

(reprinted from the KAUA Newsletter, Aug 1989)

If you own an ImageWriter II, and use it frequently, you should be giving it proper care and maintenance. Pages 64-65 in the ImageWriter II's manual give simple instructions on how to clean dust from the inside of the machine. If you want to improve the print quality, check the cleanliness of the print head.

Here are step by step instructions on cleaning the printhead of the ImageWriter II. If you own a different printer, consult the owner's manual for instructions.

The only tool you will need is a cotton swab. Make Sure your printer is off and unplugged.

1. Remove the top cover to expose the inside of the printer.

2. As you look directly at the area between the platen and the ribbon cartridge, you will see a white plastic clip. The printer head is located between the white plastic clip and the ribbon cartridge. (See figure 1)

3. Remove the ribbon cartridge.

4. With the right hand, push the white plastic clip to the right and hold it in that position.

5. With your left hand, pull the printhead up and away from the

printer. Notice the way the printhead is situated. This will help you to replace it when you are done cleaning.

6. Turn the printhead towards you, so that the serial numbers are facing you.

7. Look at the plastic bar to locate the 9 printhead pins. (See figure 2)

8. Using a cotton swab, gently clean the printhead pins and the

Clean here with a cotton swab

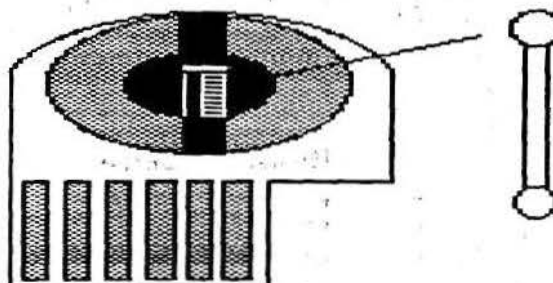


Figure 2

area around them. It is best to dab at the area rather than wipe it, lest you get cotton fibers caught in the pins.

9. "Hold the printhead with the pins pointing straight up and put a drop of WD-40 on the pins. Wipe off any extra with a paper towel. Hold the head in position

go easily, check the flat area at the bottom of the printhead to see that it is fitting into the sockets.

14. Snap the printhead in place and replace the cover.

You should notice a difference in print quality after the printhead

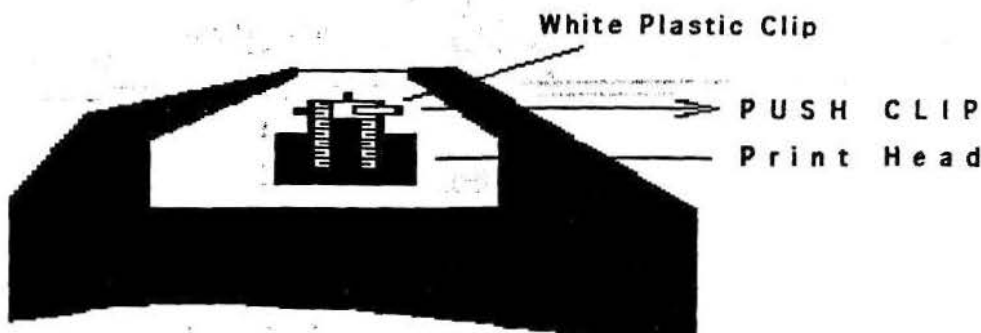


Figure 1

for a minute or so as the WD-40 works its way down the pins." (Cathleen Merritt, How to Improve the Output from Your ImageWriter, AppleWorks Forum, May 1990)

10. Replace the printhead. Hold

has been cleaned. If the printing still appears to be light and spotty, check the print settings for proper paper thickness and print quality desired. If it is still not printing to your satisfaction, it is probably time to get a new ribbon.

## From the Prez....



### Elementary School Assistance

I have talked to Mr. Coubrough several times recently. He is the assistant Vice Principal at the Ramstein Elementary School, and is interested in our offer to teach his teachers. He is going to pass the word to all interested teachers about our meeting on 15 April.

That meeting will be devoted to demonstrating computer setup, startup, configuration, and maintenance. Some programs may be demonstrated as well. Bill Woodhouse will provide some flyers (thanks Bill!) to Mr. Coubrough about the meeting. We hope to increase our membership.

I've also offered to hold classes for the teachers at their convenience on the 16 and/or 17 April. He will prepare a sign-up list of names and times, and we'll work the details based on interest. These will be held at the school, probably in a classroom where I can set up my computer along with some of the school's computers. Any members interested in helping me do this are highly appreciated. Come to the 15 April meeting for more details.

--- 000 ---

### Volunteers Needed!

As mentioned in a recent meeting, most current boards members are leaving. Bill Woodhouse is staying on, but Mike Berger is gone VERY SOON, as is Mike Walling, leaving both Librarian jobs vacant. (ed. note: Frank Gutierrez has taken over the ][e. ][c and ][+ library!)

Dick Thayer is a potential volunteer to take over the IIGS

library, but we need any and all volunteers to step forward. Also, I expect (hope!) to leave this summer, and we need to start looking for a new President now. I'm still not sure how Bill Woodhouse and Mike Berger got me into this position, because I only missed one meeting, and at the next one was told I was the new president! It would be great to have several volunteers for the job, and actually have elections.

If you're interested, here is all I do. Bill Woodhouse and Mike Berger have been great, as they've done all the work.

1. I usually have access to the library, and try the different applications and utilities on my computer. Then I write articles and brief at meetings how well it worked. (or didn't), personal feelings and recommendations, and demonstrate the better ones to interested members. Saves you spending money on something you don't like. I also get to see how many ways it can crash my computer! I keep backups of my system, naturally.

2. I find any new information I can on what's happening in the Apple II world, and really try to find things on all, not just the GS. There obviously is much more new information available on the GS. This also gets written into articles, as well as briefed at meetings.

3. I arrange demonstrations of software and hardware at the meetings, depending on what the membership wants to see. They sometimes are noncommittal, and you must be innovative. Don't be surprised when a member you coerced into doing a demo on something he has to miss the next meeting! So you must have a backup plan ready.

4. Ensure there are several articles submitted each month to the Secretary, Bill Woodhouse. This usually means you write more than one article. Board members are expected to write one article each month. The

membership is strongly encouraged to help out. All it takes is researching something you're interested in, and telling us what you found.

Well, that about sums it up. Bill may add some more wishes here, as he carries most of the load.

--- 000 ---

### Demonstrations Needed

We need volunteers to demonstrate their software! Whatever it is. AppleWorks, Dream Grafix, Platinum Paint, SuperConvert, Graphic Writer III, etc. How are you getting your money's worth out of your programs? You'd be amazed at how a simple idea you had eons ago and take for granted is a new and exciting concept to other members! Please don't keep your secrets to yourself. Demonstrate them, or at least write an article about them.

--- 000 ---

### Conflicting Information

Last month's newsletter contained an article from me on how great Pointless is performing. Another article by Jim Bloom explained a conflict between TransProg and Pointless. It seems he couldn't load Pointless on the hard drive or even use it until he removed TransProg.

I have TransProg 2.2, and experienced no difficulties. Pointless installed itself according to the manual, and has worked flawlessly so far. The problem Jim had could have been a result of a bad version of Pointless, a bad version of TransProg, or another conflict unrelated. I recommend you try Pointless as is, without automatically eliminating TransProg from your system. Pointless is a CDev, while TransProg is an Init, so they reside in different folders in System.Setup.

## Club Services

The following Seven Hills Software products may now be ordered through the club's **Partner**. **GraphicWriter III 1.1** (\$70), a savings of over \$40 on normal retail price; **Disk Access 1.0** (\$27.50); **Express** (\$22); **ShoeBox** (\$32); **Font Factory GS 2.0** (\$22); **Independence 1.0** (\$22) and **SuperConvert 3.01** (\$22).

**Beagle Bros.** TimeOut Applications can be updated by the club's Beagle Buddy for a buck! Send in your original disk to Bill for updating.

We also have a ThunderScan (belongs to the club) which you may borrow. Check with Michael Berger for availability.

Any Public Domain disk in the library costs \$3.00 (for 3.5 disk version) or \$1.00 (for 5 1/4 disk version). Any shareware fees are to be paid to the software author directly. A2-Central disks are \$7.00 per issue.

We sell blank 3.5 disks for \$1.00 a disk, \$8.50 for ten disks, or \$21.00 for 25 disks. 5 1/4 Floppy disks are \$8.50 for 25 disks.

The prices for new ribbons: Black ribbons cost \$3 each while color ribbons cost \$8 each.

We can re-ink your ImageWriter ribbons. The costs are: Black - \$1.00 each and Color - \$2.00

Any comments, questions, gossips, etc. call Dave Pollock, 06374-3134 and Bill Woodhouse, 06371-43202.

Unfortunately, System 6.0 has not been released yet!

## Classified Ads

*Note: The price for this space is just right - it's free. However, the items for sale are not. These are really good buys, if you can use them....*

Apple ][e, Color Monitor, 80-column card, DuoDisk and an Apple Scribe Printer for \$300 OBO. Call the Ryan's at 06371-44456.

We have two Apple Memory Expansion Cards with 256K and an Apple Memory Expansion Card with 512K. Make us an offer we can't refuse.

A fully populated Apple Memory Expansion Card (filled up to 1 meg) and an Apple SCSI Card, \$75 each or best offer.

Another fully populated Apple Memory Expansion Card (1 Meg) for \$75. Call Jim Bloom at 06782-7064.

Also, ThunderScan, a scanner for the Apple ][ - \$150.00 (used one time).

We also have two SCSI cards for the CMS hard drives.

The club needs a mouse for the ][GS, anyone donating it will be forever enshrined! A 5 1/4" disk drive is also needed. Let Bill know.

## Apple Bytes

is the official newsletter of the Kaiserslautern Apple Users' Association and the Ramstein Apple Computer Club in Germany.

We meet every second Sundays at **The Hacienda** at 1 p.m. in Einsiedlerhof and, every third Wednesdays at the **Ramstein Rec Center** at 7 p.m.

### Board of Directors

#### President

Dave Pollock 06374-3134

#### Secretary/Treasurer

Bill Woodhouse 06371-43202

#### Librarian

Michael Berger

#### ][+, ][e & ][c Librarian

Frank Gutierrez 06371-63171

#### NATO Maug Representatives

Don Conger & Dick Thayer

#### Editor, Bill Woodhouse

#### Contributing Editors

Dave Pollock, Scott Curtis, Michael Berger and Kevin Smith

Apple Bytes is published monthly using **GraphicWriter III** and **PointLess TrueType™** fonts.

Our newsletter is public domain (freeware), etc. Feel free to copy and give them to your friends, just indicate the source.

#### Resource Persons

HyperStudio, Dave Pollock

Graphics, John Leake

Beagle Buddy & Seven Hills

Partner, Bill Woodhouse

### Meetings

April 12th (1 pm) & 15th (7 pm)  
May 10th (1 pm) & 20th (7 pm)

## Apple ][ Club

Box 18  
Ramstein Rec Center  
APO AE 09094  
U. S. A.

Jim Clark  
RNAUG  
CMR 420, Box 525  
APO AE 09063

last issue Dec 99

P. O.