

# RHEIN-NECKAR APPLE USERS GROUP (RNAUG) NEWSLETTER

VOLUME 6, NO. 3

MARCH 1991

## March 1991 Meeting Minutes

The March 1991 meeting of the Rhein-Neckar Apple Users' Group (RNAUG) was held on March 14, 1991 at the Heidelberg Middle School, Patrick Henry Village (PHV). Thirty-five members or potential members attended the meeting.

The meeting was called to order at 1915 hours by the RNAUG President, Mr. Wes Sisson. The first item of business was membership sign-up and/or renewal: four members renewed their memberships for 1991 and five members joined the RNAUG.

The free public domain disk-of-the-month for March was volume A-07 from the Big Red Computer Club (BRCC). Disk A-07 (same as BRCC's Disk Vol. GS03) includes older CDAs (classic desk accessory) and NDAs (new desk accessory).

Royce Tomson reported that the new GS/OS version 5.0.4 has some bugs and that Apple recommends that users not to use this version. Version 5.0.4 was published to fix bugs discovered in ver. 5.0.3.

Several door prizes were given away during our monthly drawing. Rick Brown and Mike Vargo each won an "Image II Speed" mouse pad with a handy quick reference template for Macintosh, donated to RNAUG by Amextra GmbH, authorized distributor of Apple Computer, Inc. for NATO. Royce Tomson won a 3.5-inch disk holder. Coffee mugs with the Apple logo were won by Jim Clark and Mike Hull (Mike traded his coffee cup for Royce's disk holder).

Nobody correctly identified the symbols in Wayne Foscue's "----" quiz, however, he awarded a prize anyway, a demonstration copy of MECA's "Managing Your Money." Ron Brunet put his hand up first and received it).

Seven Hills Software, in reply our letter for information on their "Partner" program, sent RNAUG an application.

However, unlike the Beagle Buddy program, Seven Hills is asking for a yearly fee of \$30 to participate in the Partner program. Since a show of hands indicated that none of the members present used any of Seven Hills GS



## In This Issue

March 1991 Meeting Minutes.....	1
From the Desk of the RNAUG President.....	4
RNAUG Financial Statement.....	4
Product News and Updates.....	5
Beagle Buddy News and Information.....	5
Classified Section: Items For Sale.....	6
Top Ten Mistakes (New Apple & Mac Owners Make).....	6
Review of Clipboard Editor.....	7
Spoolin' Around by Hank Lavagnini.....	7
Do You do Windows? by Hank Lavagnini.....	8
MAC SHOTS by Hank Lavagnini.....	8
Profiles of New Members.....	9
What's New in AppleWorks 3.....	10
MAC News & Tips/Techniques.....	11

RNAUG is a private organization of the Heidelberg Military Community IAW USAREUR Reg 210-1.

products, i.e., GraphicWriter III, Font Factory GS, and Disk Access. We decided made not to sign up. If there is interest at a future time, the club will sign up. Partners receive all of Seven Hills GS products, updates, and other information.

An Apple representative was in Heidelberg recently but could not stay for the meeting. Member David Moore did get to talk with him, though. More on this in a future newsletter.

Jim Clark presented the "Beagle Buddy" report (see page 5 of this newsletter for specifics). He also indicated that a letter was sent to Beagle Bros which requests the status of the Buddy Program: Jim has not received any updates or information from Beagle Bros since May 1990. Also included in the letter was a request for copies of the older Beagle Bros software which Beagle has discontinued and decided to make them available for free as a public service. Jim also mentioned he would like a "Beagle Buddy" T-shirt!

Jim reported that Apple is now publishing "Quick Connect," the Apple Newsletter for Apple User Groups. Apple Computer, Inc., has authorized user groups to reprint articles appearing in "Quick Connect" providing that credit be given to The Apple Computer User Group Connection and that they receive a copy of the newsletter containing the reprint. Since RNAUG can not download the electronic files from AppleLink in the User Group Bulletin Board area, maybe the club should purchase a scanner and InWords software for the RNAUG secretary!

One of our members from Karlsruhe (sorry sir, but I did not get your name) reported that a local store there carries some Apple products and accessories; however, he had to pay DM 30 (approx. \$20) for one ImageWriter black ribbon. Reminder to all: your RNAUG membership

entitles you to purchase ribbons from us at cost (presently \$2.00 each or 10 for \$20.00). We also carry blank 3.5-inch disks and have the 5.25-inch disks on order. Hopefully they will be available at the April meeting.

The RNAUG general membership portion of the meeting adjourned. The MAC specific interest group (SIG) members re-located to room 119 to discuss, demonstrate, and compare "MS Works" and "FileMaker Pro," two database programs for the Mac. Unlike the February meeting, at which there was no Mac on hand for demonstrations, there were five machines at the March event.

The Apple II SIG remained in the Computer Lab, where Wes had several of the Apple IIGS computers loaded with various programs. The software discussed at the meeting included various copy programs and Roger Wagner's "HyperStudio," a hardware/software system that lets you tie together the GS's sound and graphics capabilities (not to be confused with Apple's "HyperCard IIGS just recently released). In short, HyperStudio lets you create integrated, infinitely detailed audiovisual databases called stacks. You can link each stack to others to produce applications. HyperStudio 2.1 was awarded best 16-bit Apple software of the year in the first annual Apple II Achievement Awards, presented by Apple Computer, Inc. at AppleFest 90.

The Apple II theme for the evening was a comparison of various popular copy programs, and on hand were Central Point Software's Copy II Plus, the Free Tools Association's (FTA) "Photonix," Bill Basham's Diversicopy, Beagle Bros's TimeOut FileMaster, Apple's GS/OS 5.0.4 (for the Apple GS), ProDOS User's Disk (for 64k Apple IIe and II Plus) and Apple System Utilities (for the 128k Apple IIe and IIc).

\* Copy II Plus" is a complete replace-

ment for System Utilities or Filer. Almost as quick as Diversi-Copy at disk maintenance, it adds many extra features for advanced users who want to examine or edit the contents of disk files or make backup copies of many normally uncopyable (copy-protected) programs. It can even "Undelete" some accidentally erased files. Copy II Plus has many DOS 3.3 and ProDOS utilities, including those to convert files between DOS and ProDOS formats, catalog a disk, catalog showing file lengths or showing deleted files, delete files, delete all information from a disk, lock or unlock files, rename files, alphabetize the catalog, format a disk, create subdirectory, verify that the disk or files are readable, check disk drive speed, view the contents of files, see a map of what files are stored where on the disk, and undelete files, to recover files that were accidentally deleted. Copy II Plus will also let you print the displays from catalog, view files, and disk map. The latest version is 9.0 (available from *Programs Plus* for \$25).

\* "Photonix," a IIGS-specific program, copies unprotected disks like lightning. Features include a split-second boot time, multiple interleaves, antiviral copying, and mass production. "Photonix" is a Shareware program, and the authors request a mere \$20 Shareware fee. The program requires 1.25 Megabytes, and will only work on a ROM 01 system.

\* "Diversi-copy," a \$30.00 shareware copy utility program by Bill Basham, is a simple tool--it merely formats and copies data disks or copyable program disks--but it works much faster than Apple's utilities, with much less swapping of original and duplicate disks if you are copying 3.5-inch disks and have only one drive. Diversi-copy and allows you to make multiple copies.

\* TimeOut FileMaster is a Beagle Bros TimeOut application designed to handle all of your file handling needs from inside AppleWorks. As with all Beagle Bros TimeOut utilities, you don't need to quit AppleWorks before calling the application into operation. It also offers powerful disk-related features, making it a replacement for packages such as Apple's *System Utilities*. File Activities offers nine selections: list, copy, compare, rename, delete, lock, and unlock files, change file type, and clear backup bit. Disk Activities menu offers eight selections: list, copy, and compare disks; rename directory; erase and format a disk; and create and copy a subdirectory. FileMaster also copies 5.25" or 3.5" disks in one pass (provided you have enough memory) and writes out multiple copies. FileMaster regularly costs \$49.95; however, as with any purchase, it pays to shop around. For example, *Programs Plus* currently lists it for \$32 and members of NAUG can purchase it from NAUG

for only \$29.95.

The following is a follow-up to Steve Nester's question about the differences in AppleWorks 2 and AppleWorks 3 and if it pays to upgrade to AppleWorks 3. As *inCider/A+* stated in their August 1989 (page 44, Vol. 7, No 8) preview:


"...the classic 8-bit program has gone from greatness to grandeur. AppleWorks 3.0 has new features everywhere you look: a spelling checker, 26 more spreadsheet functions, formatting and filehandling enhancements galore, all-around better integration. It's well worth Claris' \$79 upgrade price."


The new version smoothly incorporates more than 100 major additions and minor enhancements. The spelling checker has a 90,000-word dictionary and a custom dictionary that can be personalized for individual needs. The 26 new spreadsheet functions include arithmetic, financial, trigonometric, and logical functions. The new functions include log, natural log, future value, present value, rate, payment, sine, cosine, true, and false. Other major additions include horizontal scroll capability in the multiple-record layout of the database, capability for printing multiple-column mailing labels, block copying from the spreadsheet, which eliminates the need to copy row by row, and expanded printer support, including support for Brother, Okidata, Panasonic, and Juki printers. AppleWorks 3.0 can read any file created with earlier versions of AppleWorks.

For a more detailed comparison of AppleWorks 3.0 with 2.0, see page 9, "What's New in AppleWorks 3.0," a chart prepared by Claris Corporation and copied with permission from Claris Technical Solutions for the Apple II Series (page 7, July 1989).

**This concludes the minutes of the March 1991 meeting. The next meeting: April 11, 1991 at the Heidelberg Middle School, Room 05, PHV. The doors open at 7 p.m. & the meeting begins at 7:15. Hope to see you there.**

**Jim Clark  
RNAUG Secretary**





**From the Desk of the RNAUG President**

Is the Apple II dead? Maybe. Maybe not. According to the Feb. 1991 issue of **ELECTRONIC LEARNING** magazine there will be more new titles of educational software for the IIe issued this year than for any other computer platform. Eleven publishers were surveyed, including Broderbund, MECC, Sunburst, Tom Snyder, among others. They indicated that there will be 162 new titles released this year. Of those, 72 are for the IIe, 27 will run on the GS, 54 for MS-DOS machines, 36 for the color MAC, 2 for the Commodore, and 2 for the Amiga. The down side is that the 72 IIe titles are being released by 5 publishers.

I think our March meeting was a productive one. Hopefully our future meetings will be as productive. We are still looking for members who will play a more active role though. The club belongs to the members and is only as good as you make it. With members participating we should become a better club that meets the needs of all its members.

DeskTop Publishing is the theme of this month's meeting. If you have a DeskTop Publishing program that you use, please bring it to the meeting. We would like to have as many different programs as possible on display and as many different people as possible to demonstrate. Following the format of last month's meeting, we will have them all booted up at the same time. No formal presentations will be made, but hopefully every one will get a chance to see a variety of programs and get some basic information about each.

See you on the April 11th.

Wes

**Financial Statement**

by Don Wilder



**ASSETS**

Checking Account.....	\$ 346.47
Disks bought for Sale .....	\$ 538.45
Public Domain Library.....	\$ 335.00
Petty Cash Fund.....	\$ 50.00
Re-inkers and Supplies.....	\$ 178.46
<b><u>TOTAL ASSETS</u></b>	<b>\$1448.38</b>

**INCOME FOR FEB - MAR 91:**

Disk Sales.....	\$ .00
Disk-of-the-Month Sales.....	\$ 3.00
Ribbon Re-inking.....	\$ 16.50
Membership Dues:	
Apple II Users .....	\$ 100.00
MAC Group .....	\$ 70.00
Educators.....	\$ 10.00
<b><u>TOTAL INCOME</u></b> .....	<b>\$ 199.50</b>

**EXPENSES**

Door Prizes .....	\$ 40.00
Checking Fees.....	\$ 0.00
Club Expenses (Postage) .....	\$ 2.32
<b><u>TOTAL EXPENSES</u></b> .....	<b>\$ 42.32</b>

<b><u>NET INCOME</u></b>	<b>\$ 157.18</b>
--------------------------	------------------



## PRODUCT NEWS & UPDATES

**InWords**, which brings optical character recognition to the Apple II world, is now being shipped by WestCode Software. You can scan virtually any printed information with an inexpensive hand scanner and convert it into a file you can edit and otherwise manipulate, just as if you had retyped it yourself. And InWords not only runs on the IIGS, it will run on an enhanced Apple IIe with 512K or more memory. InWords can be trained to read just about any style or printed type, however, it cannot read dot-matrix, standard fax, ditto, or handwriting. InWords comes pre-trained to recognize the typefaces used in the AppleWorks Forum, A2 Central, Business Week, Forbes, Fortune, Money, Newsweek, The Atlantic Monthly, Time, and US News and World Report. InWords retails for \$129, however, NAUG members can purchase for \$77.95 plus \$3 shipping from the National AppleWorks Users Group, Box 87453, Canton, Michigan 48187; (313) 454-1115. If you are not a NAUG member, see Jim Clark if interested in taking part in a bulk purchase.

**Independence**, an Apple IIGS printer driver for Hewlett-Packard DeskJet and LaserJet printers that offers true WYSIWYG output from AppleWorks GS, was recently released by Seven Hills Software. According to the March 1991 Nibble Magazine (On the Scene, page 50), Independence provides a high-quality and affordable alternative to Apple's LaserWriter. They can produce stunning text and graphic printouts at a fraction of the cost. All standard Apple IIGS fonts and styles are supported by Independence. This package retails for \$39.95. (Seven Hills Software Corp., 2310 Oxford Road, Tallahassee, FL 323043930; (800) 627-3836.)

**Quality Computers** recently reduced the price of the 100-megabyte QC drive to \$849.95. The 40-megabyte unit remains priced at \$599.95. Both of these drives use fast, reliable, and quiet Conner mechanisms. Prices include complete documentation and an Apple High Speed SCSI card. (Quality Computers, Box 665, St. Clair Shores, Michigan 48080; (800) 443-6697.)



## Beagle Bros RNAUG Beagle Buddy News

**B**eagle Bros recently announced the release of **Escape!**, a keyboard re-mapping utility for the Macintosh Classic and Macintosh LC keyboards. Apple moved the Escape, Backslash, and Tilde Keys on the new Macintosh keyboards, which will frustrate users running AppleWorks on Macintosh LC systems with Apple IIe emulator boards. **Escape!** remaps these keys to their original positions. The program includes labels you can put on the keys to remind yourself of the new function of each key. **Escape!** has a suggested retail price of \$19.95 and is available from the National AppleWorks Users Group (NAUG), or from your Beagle Buddy, for \$12.95 plus \$3 s/h.

Beagle also announced the release of version 1.11 of **TimeOut SuperForms**, Dan Verkade's forms generating program. **SuperForms** uses **TimeOut SuperFonts** to generate forms you can print on your printer. **FormFiller**, a **TimeOut** module on the **SuperForms** disk, automatically fills in forms from an **AppleWorks** data base file. **SuperForms 1.11** is a maintenance release that fixes problems that occur when you run the program on systems equipped with a few brands of RGB cards. If you cannot run **SuperForms** on your RGB-equipped computer, you should update to version 1.11; return your original **SuperForms** disks to NAUG or your Beagle Buddy for a free replacement. If **SuperForms 1.1** runs on your system, you do not need the version 1.11 update.

Beagle also announced the release of a network version of **Outliner** which adds all the features of Randy Brandt's **Outliner** program to the network version of **AppleWorks 3.0** running on an Apple-Share network. The network version of **Outliner** costs \$349.75 from Beagle; version 1.2 is current.





\*\*\*\*\*

Macintosh Plus. Still in box - never opened.  
Call Wayne Foscue, 06221-390030.

\*\*\*\*\*

Chinon 3.5" 800k External Floppy Drive, LED indicator, disk eject button, low profile. \$120.  
Call Hank Lavagnini, ETS 380-7423 or 07268-1519 between 7-9 pm.

\*\*\*\*\*

Apple II Super Serial Card. \$75. Contact Wes Sisson, ETS 370-8194.

\*\*\*\*\*

Apple Flat Screen w/Prairie Power Pack.  
\$200. Contact Wes Sisson, ETS 370-8194.

\*\*\*\*\*

Apple 3.5" disk drive. Can be used with either MAC or Apple IIGS. Call Wayne Foscue, 06221-390030.

\*\*\*\*\*

EPSON FX-100 Printer (similar to FX-285).  
\$325. Wes Sisson, ETS 370-8194.

\*\*\*\*\*

Apple (or compatible) 5.25-inch disk drive wanted for use with my Apple IIGS. Contact Curtis Haig, ETS 320-6523 or Frankfurt Civilian (069-) 544979.



Notice to RNAUG members: If you have any items to include in this "Classified Section," or tips that you want to share with our users group, please contact Jim Clark at the next meeting or by telephone, ETS 370-7204, or by mail to "RNAUG Secretary, P.O. Box 525, APO 09063."

## Top 10 Mistakes (New Apple Owners Make)

.....  
by RAY HOLAN, PHILIP RUSSELL & JOHN WRENHOLT (reprinted from *Scarlett*, Vol 8, Nr 2, Feb 89)

The idea for this article originally came from Ray Holan, writing in the *NEO Apple Etc. Newsletter*. His article was entitled "Seven Magnificent Mistakes Mac Beginners Make." Then Philip Russell of the *MUG News Service* added three more common mistakes and printed the article in the *Mouse Droppings Newsletter*. His article was reprinted in *Atom's Apple*. This version was edited by John Wrenholt, Publisher of *Scarlett*, a publication of the Big Red Computer Club, to make it more appropriate for Apple II owners, (and shortened by Jim Clark, RNAUG, to fit this column!)

Avoiding these 10 common mistakes would save every new Apple II or Mac owner a lot of frustration.

1. **Buying and attempting to learn too many programs at once.** Surveys show that the average PC owner only knows about three or four programs. Don't think you can be an expert on every program ever written. Take it easy and completely master a couple of simple applications.
2. **Buying new programs rather than using the full potential of those you already have.**
3. **Not analyzing what tasks you will do on your computer before buying software.**
4. **Getting demoralized by comparing yourself to more experienced computer users.**
5. **Not reading the manual.** Plan on reading the manual three or four times. Read it once before you even try using the software (don't forget to make a back up of the software). Then read it again after you used the program two or three times. Read it again whenever you have a program with the program.
6. **Not practicing.**
7. **Going it alone.**
8. **Not joining an Apple Users Group.** This is an offshoot of mistake 7. Apple Computer's idea of technical support is to refer you to an Apple dealer.
9. **Not using the "Copy and Play" learning technique.** Copy and play means that you make a fresh copy of the System Disk which came with your Apple. Then with your original safe in your desk drawer, you can do anything you want to your copy of that disk. Let's say you foul up in the worst possible way. What damage have you done? Absolutely none. You simply reinsert the copy disk and erase the contents. Bingo, a fresh new disk to play with.
10. **Not backing up your data disks.** Even the most expert Apple users will occasionally clobber a data disk and face the possibility of losing weeks of work. Backing up your most important disks on a regular basis will let you use your computer without worrying about this problem. Then if something goes wrong and you accidentally wipe out the 500 names and addresses on your Christmas list, there's no problem. First, check out your computer to make sure the problem wasn't mechanical (use the copy of the Systems Disk in rule 9 for this purpose). Then rebuild your lost files from the backup disk..



## CLIPBOARD EDITOR

by Hank Lavagnini

With all the changes in system software over the years, with all the new programs, and new processors in the Mac, it would be hard to believe that any program could still be stable and useable without some upgrade. Yet, I have just such a program, a desk accessory actually, called clipboard editor. Even more amazingly, it is shareware - a \$10 bargain by a guy named Mike Cohen.

Clipboard Editor is not one of those small programs that does one thing really well. It does several things really well. As the name suggests, it lets you modify text you've copied to the MAC's clipboard in a number of handy ways. Make text ALL UPPERCASE or all lowercase. Capitalize just the first word, or Every Word In A Sentence. It even has a replace function. Copy the text to the clipboard, pick Clipboard Edit from the Apple Menu, select what you want to do, and paste back into the document. Unfortunately, it does not necessarily return the text in the same form you copied it; but, hey, its an old program. Doesn't everybody do up all their drafts in Geneva 12-point first and then reformat into font of choice? For those who download non-MAC text files from a bulletin board or E-mail, Clipboard Editor is a real time saver when you need to reformat that text into something more presentable. It lets you strip out line feeds and join the lines, or replace the line feeds with carriage returns. And its a lot cheaper than going out and buying Microsoft Word to do that for you.

Clipboard Editor has been a part of my system for at least three years. In all that time, it has never caused my MAC to bomb when invoked. That is good programming.



## SPOOLIN' AROUND

by Hank Lavagnini

Most people who have tried a print spooler usually are disappointed. The promise of printing while continuing to work on your computer goes largely unfulfilled. Macintosh users will find the same is true for SuperSpool and SuperLaserSpool from SuperMac. You can print & work at the same time but very slowly.

So why get a spooler at all? In the case of SuperSpool, I found what I got was a very valuable print manager. SuperSpool saves the print job if your Mac bombs. When you reboot, SuperSpool reawakens asking you if you would like to start the interrupted job again from the beginning. Now that's handy in more ways than one. Have you ever had a job printing and something goes wrong with the paper or the ribbon? You can use SuperSpool's recovery ability to start again without having to reboot. If you call up the SuperSpool desk accessory Print Queue and hit the button marked <Deinstall>, you get the same effect. The job stops printing and starts over from the beginning when you hit the same button, which changes its name to <Reinstall>. All the jobs queued up behind that job are still there, too.

The Print Queue DA lets you change the order of document printing. This is great for Microsoft Works users as Works sends each page of a document to the printer as a separate job. With this combination you can rearrange the pages (all odd pages and all even) for printing on both sides of a sheet of paper. If your word processor already lets you print all even and all odd pages separately, you can use the Print Queue DA to tell you when to turn continuous feed paper over. How? Send all your odd pages to print first selecting <Automatic> from the Mac's standard print dialog box. Next, send a blank page to the printer, but select <Hand Feed>. Then send all the even pages, again set to <Automatic>. When all of the odd pages finish printing, you'll get the dialog box asking you to insert the next sheet of paper. Take the continuous paper with the odd pages out of the

printer, turn the paper around, and feed it back into the printer. Call up the Print Queue DA, select the first print job (the blank page), and delete it. The rest of the job prints out automatically.

Finally, SuperSpool gives you a chance to preview any print job from any application. Again, call up the Print Queue DA, and hit the <Pause> button before sending the print command from the application. Give the usual print command from the application and go back to the DA. Select the document you want to preview from the scrolling window, and hit (what else?) <Preview> to see a reduced view of the job. Click on the reduced view window and you see that part of the job at full size. Don't like what you see? Hit <Delete>. Simple as that.

SuperSpool does not give you multitasking, but I certainly have gotten my money's worth in time and paper saved by getting my print jobs out right the first time.

\* \* \* \* \*

## DO YOU DO WINDOWS?

by Hank Lavagnini

Have you run into IBM-type users bragging how they now have a graphical interface "just like APPLE's"? Have you even had a passing thought that maybe now you could buy an IBM compatible, load it with Microsoft's Windows 3.0, and do the same neat things as with your APPLE? Well, the honeymoon with Windows 3.0 may be coming to an end if one can judge by the 24/31 December issue of one of the most authoritative and respected, non-APPLE, computer publications - INFOWORLD.

"...network problems prompted some users to can Windows altogether. 'We've de-installed it - it just fouls up our [TOPS] network and the memory management of other products,' said one small Boston area businessman."

"Microsoft made a valient effort to shoe horn multitasking into an operating system not designed to accomodate it."

In that same issue, computer guru and famous science fiction author Jerry Pournelle writes,


"Of course this was the year of Windows 3.0, which purports to be the GUI (graphical user interface) for the rest of us. The problem is that Windows and the PC world are a good year behind the Macintosh for integration of software."

\* \* \* \* \*

## MAC SHOTS

by Hank Lavagnini

How successful has APPLE COMPUTER been with its new Mac Classic? How about 100,000 of them in their first quarter of availability! That's more than any full year of Mac Plus sales. Monthly sales are said to be around 50,000 with the new year.



Might we start seeing IBM machines at our meetings. Blasphemy!? Skandal!?

Maybe not. Hydra Systems Inc., 20863 Stevens Creek Blvd., Suite 330, Cupertino, CA 95014, (408)

996-3880, is to introduce a **Mac-on-an-add-in-board** for PCs in early 1991. You've got to provide your own 128k ROMs, though.

Don't know what it means for the long awaited System 7.0, but word has it that APPLE has released its True Type technology as an INIT you can use with System 6.X. Competition for Adobe Type Manager? Before abandoning ATM, though, we'd better find out if True Type will work with postscript fonts. APPLE gave us Geneva as a bit-mapped clone of the Helvetica font. What do you suppose we'll get as a True Type version - Zurich? Lucerne? Bern? How about a skier's special - Stubaital!

Data base lovers and owners of what used to be Ashton-Tate's DBASE MAC may be in store for a treat. The new owners of DBASE MAC, New Era Software, should have a major upgrade out by now for that much maligned data base. Version 1.3 will have the new moniker of NUBASE MAC. The treat? The upgrade costs \$75. When you figure that some mail order software houses are dumping DBASE MAC off for as little as \$49 plus shipping, it means that you're getting a \$495 program for \$125-\$130.

If you haven't noticed, IBM compatibles use SIMMs (single in-line memory modules) with nine chips on each unlike APPLE's eight chip SIMMs. This ninth chip is used for parity-checking. That's an extra check to ensure data is transferred accurately. According to the latest issue of Goldstein & Blair's The Macintosh Bible, not only can some of the newer Mac's do parity-checking, these nine-chip SIMMs will fit in all Mac's even if they can't use the ninth chip. They just ignore it.





# Profiles of New RNAUG Members



=====

Five new members joined the RNAUG "family" during the March 1991 meeting. The purpose of this column is threefold: 1) to officially welcome them to our users group; 2) to introduce them to the other members of RNAUG; and 3) to facilitate discussions between members by giving some insight into type of computer used, software used most frequently, and special interests of our new members.

Ricarda Brown is the owner of a Mac Plus equipped with a CMS 40-MEG harddrive. Ricarda has been using a computer for seven years and regularly reads "Mac World." His favorite or most used software is "FileMaker."

Charlot Root, who is employed at the Karlsruhe Elem. School, is a member of the Apple II SIG and interested an education subgroup. Charlot owns an Apple II GS; however, she has very little experience using computers and was glad to hear of our users group. Her favorite software package is AppleWorks.

Rodney and Marsha Johnson join the RNAUG family from Mannheim. The Johnsons own an Apple II GS computer. Rodney indicated that he has not had much prior experience in using computers. Three members of the Johnson family use the computer.


Royce Tomson lives in Wiesbaden but travels to both Frankfurt and Heidelberg to attend Apple users group meetings. Royce has much experience using computers and is presently librarian of the Frankfurt Apple II Users' Group. His Apple II GS is usually running either Quicken or AppleWorks 3 enhanced with Beagle Bros TimeOut applications.

Ray Francis III, an Apple IIc user, joins us from Heidelberg. Ray's most frequently used software is AppleWorks.

We would also like to extend a return welcome to the members who renewed their membership at the March meeting.

Nancy Barr, a member of the MAC SIG, whose household of four just lacks one computer to total one per user! The Barr's Apple inventory consists of a MAC SE 30 with 5 MEG and an 100-MEG internal harddrive, a MAC Plus with 1 MEG, and the 128k Apple IIc.

The other three renewals extended memberships to the end of the year for Robert & Theresa Schmitt, Steve & Celia Nester and family, and the Steve Leystra family. Their profiles appeared in the February 1991 RNAUG newsletter. Welcome back!



## What's New in AppleWorks 3.0

New Feature	AppleWorks 3.0	AppleWorks 2.0
<b>WORDPROCESSOR</b>		
Spelling Checker	90,000-word dictionary with custom dictionaries and spelling summary options	None
Multiline headers and footers	More flexibility in creating headers and footers	Single-line headers and footers
Precise tabs and multiple tab settings	Real left, right, center, and decimal tabs with rulers to allow for various tab settings	"Spaced" tabs; left tabs only
More printing options	Ability to print a range of pages and to date- and time-stamp pages; ability to right-justify text; six new printer codes for additional text styles	Basic printing options
<b>SPREADSHEET</b>		
More powerful functions including arithmetic, financial, trigonometric, and logical functions	New functions including log, natural log, future value, present value, rate, payment, sine, cosine, true, false	Limited arithmetic, logical, and financial functions; no trigonometric functions
Elimination of label versus value difference	Formulas can operate on both text strings and numbers	Formulas can operate only on numbers
Ability to copy and move blocks	Ability to copy and move blocks of cells	Ability to copy and move only columns or rows
<b>DATABASE</b>		
Improved label capability	One or more address labels across page, maximum of 24	Limited to one label across a page
Ability to sort on several categories at once	Ability to sort on up to three categories at the same time	Ability to sort on one category at a time
More report formats	Up to 20 formats	Limited to 8 formats
Improved record layouts and report formats	Selection of record layouts from report formats or vice versa	None
Horizontal scroll	Ability to see all your information in multiple-record layout	None
New freeze titles	Left-side titles provided	None
<b>GENERAL ENHANCEMENTS</b>		
Easy access to your files	Change to another disk or directory with a simple press of a key when adding a file, listing a directory, or changing the current disk to a ProDOS directory	Requires pathnames
Improved Clipboard functions	Clipboard size limited only by memory; "direct" copy and move between modules	Clipboard size of 255 lines; must "print" to Clipboard first during copy/move between modules
More standard and custom printers	Larger selection of printers plus up to three custom printers	Limited standard printer support; one custom printer
Improved text import and export	Recognizes the tab character when importing and exporting files	None
Auxiliary memory card support	Greater ease in using auxiliary memory cards	None
Enhanced cursor control	Use the ⏪ and ⏩ to move the cursor to the beginning or end of a line in the Word Processor; first or last nonblank column in the Spreadsheet; and first or last category in the Data Base	None
Larger Word Processor files	Up to 16,000 lines*	Up to 7,250 lines
Larger Spreadsheet files	Up to 9,999 rows*	Up to 999 rows
Larger Data Base files	Up to 16,000 records*	Up to 6,350 records

\* Depends on memory.

This article was reprinted from "Technical Solutions for the Apple II Series," by Claris, (C) July 1989. Claris is a trademark of Claris Corporation. AppleWorks is a registered trademark of Apple Computer, Inc., licensed to Claris Corporation.

Welcome Macintosh Users to another of your newsletters.

The March meeting had a much better turnout than the February meeting - a dozen or so Mac Users came to the Mac Session.

We all got an interesting "show" from Mike Vergo demonstrating his new TOY - a Mac IIsi. Thank you Mike.

XXXXXXXXXXXXXXXXXXXXXXXXXXXX

### TIPS/TECHNIQUES

This tip was in the March newsletter but is worth repeating once more: HEED!

This one is from the Sept 90 MacUser Magazine (p. 311).

In "6 Ways to Fry Your Mac," John Rizzo points out as his Number-1 way to fry your Mac: "Plugging in or unplugging a mouse or keyboard with the Mac turned on. Doing this puts you at risk of frying the Apple Desktop Bus (ADB) chip on the motherboard.

XXXXXXXXXXXXXXXXXXXXXXXXXXXX

Do you ever have more than one window open on the Mac's screen and you want to move one window to a better position without making it the active window (the one on top-blotting out others)?

This one's easy to solve - merely hold down the Command key while you drag the selected window with the mouse.

To close all the windows on the desktop, hold down the Option key as you choose Quit from the File menu.  
\*\*\*\*\*

### TEACH TEXT

Many applications include a copy of Teach Text in the program disk. Consequently, one can accumulate several copies as you add more applications/ programs to your hard disk. You can save room on the hard drive by eliminating the duplicate copies. To find all the copies, drag down the Apple Menu (top left corner of screen), select Find File, and type in TeachText. The computer will give you one or more icons with TeachText. To find where they are "squirreled away" click on one of the icons. It will tell you where it is, when it was created and modified, and how much room it takes up.

\*\*\*\*\*

Rebuild your desktop. To keep all actions at peak efficiency, rebuild the desktop frequently (every 2-4 weeks). If you have been infected by a WDEF virus, this supposedly will eradicate it. To rebuild desktop, hold down Option and Command keys while booting (turning computer on) and click OK when the dialog box appears. Caution, this process will eliminate any notes you typed into the comment box that appears when you pull File on the menu bar, and choose Get Info.

Here's one last tip. This one comes from *The Intelligent Mac*, September 1990.

Did you ever want/need to duplicate (without moving) a file in one folder to another folder. To do it, hold down the Option key as you drag it. This creates a duplicate file, named the same, without "Copy of", in the target folder.

XXXXXXXXXXXXXXXXXXXXXXXXXXXX

The RNAUG owns a copy of a video training tape by MacAcademy - called Macintosh: The Basics, Part Two. The tape will now be featured at the May meeting. This is a good tape for those of us who are still trying to know more about the computer than the computer knows about us. If you fit into this category (or your spouse does) this should prove to be a session to attend.

\*\*\*\*\*

Does anyone subscribe to *RESOURCES* - the official publication of the San Diego Macintosh User Group? If not, I have a copy that you may look at. It is an excellent newsletter (better described as a magazine) - worth subscribing to for the serious user. They charge \$20/ year.

XXXXXXXXXXXXXXXXXXXXXXXXXXXX

Don't forget our next meeting is 11 April. Plan to attend and bring a friend or your spouse.