



the Rhein Neckar Apple User Group

RNAUG Newsletter

Volume 7, Number 1

January 1992

Minutes of the January 1992 Meeting

New Apple Scanner Amazes with Ease of Use

Mark Twain Village, Heidelberg - Jan 9, 1992
The year's first meeting of the Rhein-Neckar Apple User Group was held at the Heidelberg High School with 24 members and four guests attending.

Newly elected President Jim Clark opened the meeting at 7:15 PM with his thoughts on the direction RNAUG will be taking for the next year (See the President's column). A big round of applause was appropriately given for Wes Sisson, the outgoing President, for all the fine work and effort he has put into RNAUG over the last couple of years. Though he will not be serving as an officer, we know that Wes will be around to help as he is very knowledgeable about the Apple II, as is Jim Clark.

We also said farewell to Mike Hull, RNAUG's dedicated Consumer Affairs representative. Mike, who gave us our first in depth look at the Apple StyleWriter printer, will be rotating back to the United States.

Continued on page 2

The Rhein-Neckar Apple Users Group is a private organization of the 26th Area Support Group LAW USAREUR Reg 210-1.

The RNAUG Newsletter is an independent publication not affiliated or otherwise associated with or sponsored or sanctioned by Apple Computer, Inc. The opinions, statements, positions, and views stated herein are those of the author(s) or publisher and are not intended to be the opinion, statements, positions, or views of Apple Computer, Inc.

I • N • S • I • D • E

Jan '92 Meeting Minutes.....	1
New Officers.....	1
What is System 7 TuneUp ?.....	3
The Best System 7 Manual.....	3
Financial Statement.....	3
SwiftTax for Apple IIe/c/GS Uses.....	4
WORD 5 Preview.....	6
Save FullWrite Professional.....	8
White Icons !?.....	8



New Officers Take Charge

- President - Jim Clark
- Vice-President - Ingo Richarz
- Treasurer - Paul Kostelnik
- Secretary - Hank Lavagnini
- Publicity - Paul Naro
- Apple II SIG Co-Chairmen
 - Kevin Moher
 - Alex Sigfried
- Macintosh SIG Co-Chairmen
 - Mike Vargo
 - vacant
- Technical Rep - Don Wilder
- Beagle Buddy - Jim Clark - Apple II
- Paul Naro- Mac

the Rhein Neckar Apple User Group

Minutes (Continued from front page)

On a sad note, Mike Vargo informed the members of the untimely death of Steve Lystra over the Christmas holidays.

Jim Clark then went on to introduce the new officers. While Jim will also continue in his role as Beagle Brother for the Apple II members, he will be joined this year by Paul Naro as our first Macintosh Beagle Brother. The first actions to be tackled by the new leadership are primarily administrative - the annual audit of the financial records and constitutional changes required by the Heidelberg BSB.

In an effort to increase our contacts with other Apple user groups in Germany, Jim sent copies of the *RNAUG Newsletter* to several other clubs. In return, we received a copy of *Apple Bytes*, from the Kaiserslautern Apple Users Association/Ramstein Apple Computer Club. By coincidence, he also received a letter from the International Lode Runner Fan Club in Japan. Lode Runner is a reputedly very addictive game found on many computer platforms. The club in Japan, however, is exclusively Apple II. Members interested in corresponding with the Lode Runner Fan Club in Japan should contact the RNAUG Secretary, Hank Lavagnini. There is also a new Macintosh User Group, Stuttgart, (MUGS) which Don Wilder, former RNAUG Treasurer, is helping to get organized. They meet at the Patch Barracks Officers Club, but unfortunately on the same second Thursdays of each month as RNAUG.

As the meeting got around to the raffle, Jim asked the membership for their feelings about drawing a prize for the general membership, even if the winner was not present. Opinions for and against were split. Mike Vargo suggested offering the Disk of the Month as the prize and making disks and ribbons more available to members through the mail.

Mike let it be known that there would soon be a sale at the EUCOM and Rhein-Main Audio-Photo Clubs offering specially priced packages. The Macintosh LC with color monitor is bundled with SoftPC and ClarisWorks. The

PowerBook 100 will be offered with ClarisWorks and the StyleWriter Printer.

With that, Mike Vargo brought out the new Apple One Scanner which easily was the high-point of the meeting. Mike showed how easy the scanner was, not only in setting up, but also in operation. The software was clearly very thoughtfully designed to be as easy and as automatic as possible. The key to the scanner's ease is its pre-scanning process. This prescan allows the scanner to determine how big the object to be scanned is. The scanner then adjusts to the object's size so that the actual scanning is done only of the object. This speeds the scanning process. The prescan can also automatically adjust the object image if item is placed crooked on the scanning window. The user can choose to scan the whole object or select only a portion. At 256 levels of gray scale, the resulting image is astoundingly accurate.

The members then broke down into individual discussion groups covering a variety of topics. The meeting ended at 10 PM. The next meeting is scheduled for 13 February.

IN MEMORY

We all are saddened by the passing away last month of STEVE LYSTRA, last year's Co-Chairman of the Mac Special Interest Group. Our condolences go out to his family.



the Rhein Neckar Apple User Group

WHAT IS SYSTEM 7 TUNE-UP?

In a continuing effort to provide you with the best possible system software, RNAUG now has System 7 Tune-Up from Apple for distribution. System 7 Tune-Up is a set of software enhancements that make your Macintosh computer work better with System 7 (version 7.0 or 7.0.1). Once you have installed System 7 Tune-Up, you will notice that:

- Memory is managed better, resulting in fewer "out of memory" messages.
- Printing is faster and more reliable.
- There is more memory available for application programs on computers that are not connected to a network (such as a PowerBook computer being used on the road).

INSTALLING SYSTEM 7 TUNE-UP

1. Double-click the icon labeled "Installer" to start the installation process.
2. Click the Install button.
3. A message tells you when installation is complete. When you see this message, click the Restart button. The new software features go into effect when your computer restarts. (If you see a message saying that installation was not successful, quit the Installer program and begin again with step 1.)
4. You can confirm that installation has worked by choosing About This Macintosh from the Apple menu. You should see a "*" after the system software version number in the upper-right part of the window. If you don't see the "*", go back and repeat steps 1-3.



The Best System 7 Manual and the Best Price

RNAUG will soon be offering you a deal you can't refuse if you've been thinking of making the jump to System 7. Goldstein & Blair's *The Macintosh Bible Guide to System 7* normally lists for \$12.00 alone. For the same price you will also get System 7 on 800k disks. Those who want the book alone can get it for \$7.00.

Financial Statement

by Paul Kostelnik

ASSETS

Checking Account.....	936.44
Petty Cash.....	0.00
Raffle Funds.....	0.00
Re-Inker Supplies.....	78.46
Ribbons.....	0.00
Disks.....	0.00
Public Domain Library.....	50.00

TOTAL ASSETS..... 1064.90

INCOME (Dec - Jan)

Disk of the Month.....	2.00
Re-Inking Service.....	0.00
Disk Sales.....	24.50
Membership Dues	
Apple II Users.....	100.00
Macintosh Users.....	60.00
Teachers.....	0.00

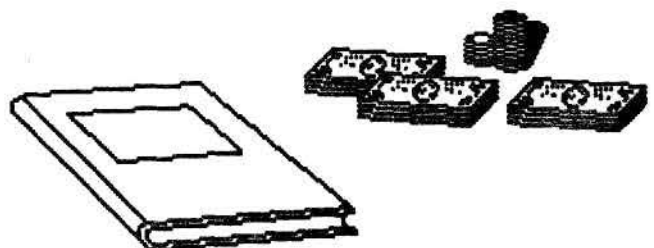
TOTAL INCOME..... 186.50

EXPENSES

Door Prize.....	0.00
Fees.....	0.00
Miscellaneous.....	0.00

TOTAL EXPENSES..... 0.00

NET WORTH..... 1064.90



News Flash for Apple IIe/c/GS Users

12/4/91

Dear Apple User Group leader,

Swiftax 1991 is now available exclusively to user group members at 50% off the suggested retail price.

"...[Swiftax] is the most sensible tax program...and a breeze to use
...a no-nonsense package." (PC Computing)

"...is very easy to learn and use." (Infoworld)

"...makes doing your taxes almost a pleasure." (Harrisburg Patriot News)

Swiftax is a complete hassle-free tax preparation program designed to guide you through your Federal Tax Return in the quickest and most efficient way possible.

Even if you've never prepared a tax return, Swiftax makes it easy to do your own taxes and keep more of what you earn. With every order, user group members receive one-year subscription to *Success* or *Working Woman* magazine. And with Timeworks' 30-day money-back guarantee how can you lose!

To order Swiftax 1991, call 800-535-9497 ext 6307, or complete and mail the order form below or send it by fax at 708-559-1399.

If you announce this exceptional offer in your newsletter and at your next group meeting, Timeworks will award your group a free copy of Swiftax to be raffled at that meeting. Please contact me to receive the raffle copy of Swiftax; your group must provide a copy of the newsletter containing the Swiftax offer for our own accounting purposes.

I hope this has been helpful. If you have any questions, need additional brochures or copies of this letter, don't hesitate to call me.

Sincerely,

Gil Guag



User Group Services Representative

SPECIAL USER GROUP OFFER

SHIP TO: _____

COMPANY _____

ADDRESS _____

CITY/STATE/ZIP _____

DAYTIME PHONE () _____

All orders are shipped UPS unless otherwise specified here.
NOTE: UPS does not deliver to P.O. boxes!

Method of Payment

VISA MasterCard AmEx Check

Make Check payable to Timeworks, Inc.

CREDIT CARD ACCOUNT NUMBER _____ EXPIRATION DATE _____

SIGNATURE _____

TIMETWORKS Mail Order Form

Swiftax (Apple II)

625 Academy Dr., Northbrook, IL 60062 800-535-9497 ext 6307 Fax 708-559-1399

QTY	DESCRIPTION	UNIT PRICE	TOTAL
	Swiftax Disk Format [] 5 1/4" or [] 3 1/2	\$24.95	
	Choose One (allow 6 to 8 weeks for delivery) [] Success [] Working Woman		INCLUDED

Subtotal

Shipping Outside Continental
US - Alaska, Hawaii, Puerto
Rico and Canada -- \$7.50;
Overseas -- \$20.00

Postage & Handling

\$5.70

Shipping & Handling

IL Residents add 7% sales tax

GRAND TOTAL

Swiftax™

A professional-level tax preparation program that makes it easy to complete your 1991 Federal Tax Returns—and keep more of what you earn. Requires no prior knowledge of computers or accounting.



At a Glance:

Even if you've never prepared a tax return, SWIFTAX makes it easy to do your own—and keep more of what you earn.

Step-by-step, SWIFTAX guides you through your Federal tax return with on-line instructions, and helps you select the forms you should complete. SWIFTAX contains an abundance of HELP! Screens that make the program so easy to use, you may not need the manual!

Features:

- Guides you through every step of the tax preparation process, and instructs you on which forms you must complete.
- Quickly performs all calculations, including specially-designed worksheets and entries, with the tax tables built into the program.
- Automatically checks your tax alternatives, and calculates the lowest amount of income tax you must pay.
- Calculates and completes the most commonly used supporting schedules and forms; stores the totals, and automatically enters your information directly onto your Forms 1040, 1040A, or 1040EZ.
- Prints your tax information directly onto IRS Forms 1040 and 1040A. Printouts for all other supporting Forms and Schedules are IRS-approved.
- Prints out itemized lists of interest, dividends, etc., for direct submission to the IRS.
- Sets up unique Taxpayer Files, enabling you to make changes to your completed tax returns at a later date.

This Program Also Includes:

- **A Multi-function Calculator**, at your command at the press of a key.
- **Pull-down Menus & SwiftKeys**: Provide instant access to any form and schedule included in your tax return.
- **Context Sensitive HELP! Screens**: Just press a key and you'll be guided through the program with easily understood instructions.
- **A Special HELP! Screen**: summarizes the 1991 tax law changes, at the press of a key.


Forms and Schedules You Can Complete Automatically with SWIFTAX:

Form 1040	— The Standard "Long" Form
Form 1040A	— The "Short" Form
Form 1040EZ	— An Even "Shorter" Form
Form 2106	— Employee Business Expense
Form 2441	— Child and Dependent Care Expenses
Form 3903	— Moving Expenses (Apple version only)
Form 4562	— Depreciation and Amortization (Apple version only)
Form 8615	— Computation of Tax for Children Under Age 14 with Investment Income over \$1000
Form 8814	— Parents Election to Report Child's Interest and Dividends
Schedule 1, 2, 3	— Supplements to Form 1040A
Schedule A	— Itemized Deductions
Schedule B	— Interest and Dividend Income
Schedule C	— Profit or Loss from Business
Schedule D	— Capital Gains and Losses
Schedule E	— Supplemental Income and Loss (Apple version only)
Schedule F	— Farm Income & Expenses
Schedule R	— Credit for the Elderly or the Disabled
Schedule SE	— Social Security Self-Employment Tax

Technical Requirements:

- **For Apple Version:**
 - Apple IIe with 128K and an Extended Memory Card; Apple IIc, IIc Plus and IIGS computers.
 - Includes 5¼" disks: (3½" disks are available—details inside.) Apple version only.
 - Printer Requirements: ImageWriter; Epson; Okidata; and compatible printers.
- **For Commodore Version:**
 - A Commodore 64, 64c, or 128 (in 64 mode) computer.
 - A Commodore 1541, 1571 disk drive; or MSD dual drive.
 - Commodore 1525/1526; Epson; Okidata; and compatible printers.

TIMEWORKS



WORD 5 Preview


Note: The following is from information gleaned at a Microsoft seminar on December 7, 1991. This description is based on observations of a beta version and a glossy six-page handout.

Introduction

Both marketing departments and company lawyers rarely advise a corporation to admit the error of its ways. The closest one usually comes to such an admission is an advertisement trumpeting how well the company now does something it has a reputation for doing poorly. If you've seen the Microsoft ads trumpeting how they listen to users you can get the impression that they haven't done much listening in the past. Word Perfect dominates the PC market because they listen to their users. Unlike Microsoft, they don't have a cash cow like MS-DOS generating huge revenues.

The general feeling is Microsoft is "feeling the heat" of competition. A number of the features, such as Find File, seem to be borrowed from Word Perfect. In both its PC and Mac versions Word has also suffered from a clumsy and ugly user interface. Version 5.0, however, seems to continue their tradition of improving matters a little with each release. (The new ribbon bar is especially handy.) It does, however, continue to use a lot of pop-up menus rather than more Mac-ish hierarchical menus.

Find File

 Do much writing and you're continually wondering "Where did I put that file about xxx?" For a long time Word Perfect has let you search a directory full of files to locate the ones containing a specific keyword and display it on the screen without opening it. Word now has such a function. You can look for files by keyword, name and date. And you can look at them or print

them without opening them.

Ribbon

Word now contains a ruler-like ribbon or tool bar that lets you click on a button to perform common functions like underlining, bolding and italicizing words. One of the handiest features the ribbon offers is that, wherever you are, it displays the current font and font size in pull-down menus like 4.0's on-ruler style menu. (No more pulling down the font menu to discover what font is being used.) The ribbon also allows you the quickly select single, double or triple columns simply by clicking. The one negative-users with Classic-size screens may find the menu, ruler and ribbon bars grab too much for their tiny screen

Drawing Tools

One button on the ribbon selects a built-in draw window that gives you basic draw tools like text, boxes, circles, lines, fills, colors, and rotations. You can even use it to do a graphic putting landscape text on a page containing normal portrait text. Double-clicking on an existing drawing will automatically bring up the draw editor. It was unclear whether the draw window itself would import PICT, TIFF or EPS graphics from other programs or whether it would allow you to do any editing on, for example, a PICT file from SuperPaint.




Enhanced Moves

Perhaps the handiest improvement to the user interface is a new way to move graphs, words or even whole paragraphs. Simple select a block of text the normal way. You can then click-and-drag it anywhere else in the document much like you move objects in draw programs.

Grammar Checker

Word now includes a third-party (but built-in) grammar checker that is normally used at the same time you check a document's spelling. You can't create your own set of rules, but you can turn off specific categories of rules that you



the Rhein Neckar Apple User Group

WORD 5 (Continued from previous page)

don't like. In some cases you will be given an alternative expression that you can double-click on to replace the current one. The grammar checker is a memory hog though. Microsoft claims Word 5 will run under System 6 with a mere 1 meg of memory. Adding the grammar checker ups that to a "recommended" 2 megs. System 7 and the grammar checker ups their recommendation to an enormous 4 megs. Supposedly the spelling checker is now less clumsy to use and includes checks for doubled words and punctuation errors. It does automatically look for alternative spellings.



Add-On Features

Its said that the installation allows you to choose how feature-laden your version is. You can choose whether you want to include the grammar checker and a equation editor. The latter uses a separate Word Objects window to edit equations and contains buttons and pop-down menus to select math symbols. It looks far easier to use than the old handcoding method of Word 4. Other companies will be able to produce add-on features much like the plug-ins to Aldus and Adobe's drawing programs.

Tables

Word 5.0's table function is about the same as that of 4.0 but it does allow you to shade cells. It doesn't let you designate a table header that repeats on each page of a multiple-page table. For that you still have to cludge in a page header containing the table header.



File Sharing

Microsoft claims Word 5.0 will share files with DOS and Windows versions of Word, Works for the Mac, and MacWrite as well as the DOS (but apparently not the Mac) version of Word Perfect. It will also share documents and style sheets with PageMaker.

Graphics

Besides the modest but handy graphics that Word can now create, you can now import

PICT, PICT2, TIFF and EPS graphics directly without going through the clipboard. It wasn't said if the graphics are incorporated into the Word file itself or if links to the original graphic file are merely maintained. Links keep the document smaller and allow you to edit the original in other programs. Incorporating the file makes it easier to give someone else a copy. Text still wraps around rectangular objects but not around irregularly shaped ones.

System 7

If you're running System 7, then 5.0 will take full advantage of its features, including Publish and Subscribe, Balloons and TrueType.

Thesaurus

For those who can't think of the proper word, 5.0 now has a thesaurus with 21,456 keywords and 190,563 synonyms.



Merge

Version 5.0 now has a Merge Helper bar to help you set up a much improved mail merge. You can even use Word as a crude database. For instance, tables can be used to store names and addresses and read as a merge file.

Odds and Ends

- Search and replace can include formats, styles and special characters. No more fooling around with Rich Text format.
- Your last few most recently edited files appear at the bottom of the File menu. Handy!
- Page preview has the Zoom feature that disappeared in 4.0.
- Voice annotations can now be included in a document.

(This preview of Microsoft Word 5.0 was downloaded from Compuserve by Paul Naro)



the Rhein Neckar Apple User Group

Save FullWrite Professional

Ever since Borland International bought out Ashton-Tate, CONUS users of FullWrite Professional have been concerned that their favorite word processor would be orphaned. To prevent this they have begun petitioning Borland to adopt FWP as it's own. If you want to join this effort, you can either write directly to:

Philippe Kahn, President
Borland International
1800 Green Hills Road
Scotts Valley, CA 95066

Or write to Larry Rymal, of Atari ST & Mac Users of East Texas, Box 14127, Stephen F. Austin State University, Nacogdoches, Texas 75962. He is collecting letters of petition to forward in a batch. He asks that letters briefly explain why FullWrite is of value to you.

White Icons !?

In System 7, what do you suppose would happen if you went into the GET INFO window of a file and just deleted the icon? Or replaced it with just white space?

If you attempt to delete, you remove the custom icon file and System reverts to the generic icon or the default for the file. On the other hand, I hadn't thought of an 'all white' icon! So, I fired up my handy little ResEdit 2.1.1 and made one. Even the mask is white. It works! Not only that, if I drop it on a dark desktop, it's completely transparent! I made a folder with a 'name' consisting of a single blank (space character). Whoa boy is it easy to lose that little rascal! The 'name' shows against some background colors, and the 'by names,' 'by dates,' 'by kind,' etc. can "find" it in a volume directory or another folder, but out on the desktop you might never find it if you depend on Finder's help alone.